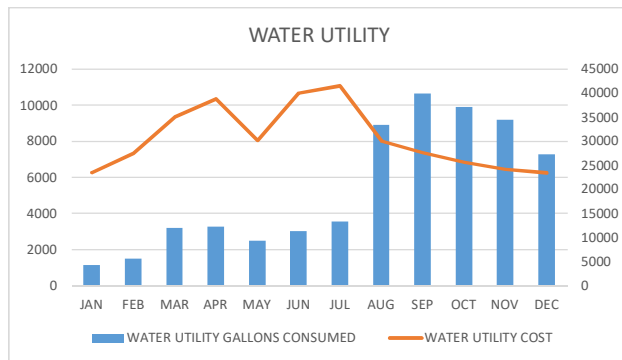


**REEVES COUNTY AUDITOR'S OFFICE
2024**

Utility Consumption Report

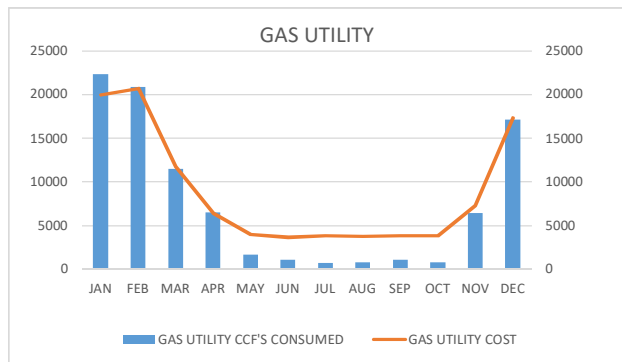
MONTH	WATER UTILITY		GAS UTILITY		ELECTRIC UTILITY	
	GALLONS CONSUMED	COST	CCF'S CONSUMED	COST	KWH CONSUMED	COST
JAN	1141	\$ 23,511.73	22323.099	\$ 19,963.36	515134	\$ 50,586.31
FEB	1487	\$ 27,569.72	20857.214	\$ 20,717.60	506009	\$ 48,498.20
MAR	3215	\$ 35,201.49	11,475.498	\$ 11,779.51	490568	\$ 47,734.07
APR	3269	\$ 38,825.66	6,514.693	\$ 6,461.42	494571	\$ 50,860.89
MAY	2474	\$ 30,284.28	1,688.450	\$ 4,014.17	667290	\$ 60,181.76
JUN	3011	\$ 40,093.47	1,073.825	\$ 3,711.87	787588	\$ 64,870.28
JUL	3543	\$ 41,541.45	746.954	\$ 3,837.83	918641	\$ 71,832.56
AUG	8905	\$ 30,043.97	804.637	\$ 3,821.12	994597	\$ 77,475.79
SEP	10653	\$ 27,635.02	1,054.642	\$ 3,839.92	995645	\$ 82,054.07
OCT	9891	\$ 25,645.55	778.446	\$ 3,889.38	830037	\$ 78,507.20
NOV	9177	\$ 24,170.74	6,409.867	\$ 7,307.39	705090	\$ 70,320.68
DEC	7267	\$ 23,499.83	17,111.385	\$ 17,373.25	661293	\$ 62,208.33
Totals:	64032	\$ 368,022.91	90838.710	\$ 106,716.82	8,566,463	\$ 765,130.14

MONTH	WATER UTILITY	
	GALLONS CONSUMED	COST
JAN	1141	\$ 23,511.73
FEB	1487	\$ 27,569.72
MAR	3215	\$ 35,201.49
APR	3269	\$ 38,825.66
MAY	2474	\$ 30,284.28
JUN	3011	\$ 40,093.47
JUL	3543	\$ 41,541.45
AUG	8905	\$ 30,043.97
SEP	10653	\$ 27,635.02
OCT	9891	\$ 25,645.55
NOV	9177	\$ 24,170.74
DEC	7267	\$ 23,499.83
Totals:	64032	\$ 368,022.91



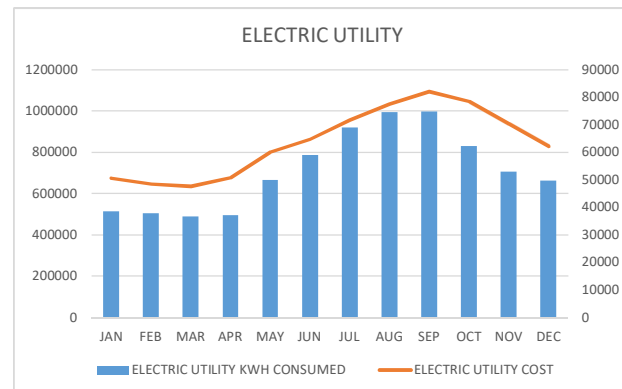
0

MONTH	GAS UTILITY	
	CCF'S CONSUMED	COST
JAN	22323.099	\$ 19,963.36
FEB	20857.214	\$ 20,717.60
MAR	11475.498	\$ 11,779.51
APR	6514.693	\$ 6,461.42
MAY	1688.450	\$ 4,014.17
JUN	1073.825	\$ 3,711.87
JUL	746.954	\$ 3,837.83
AUG	804.637	\$ 3,821.12
SEP	1054.642	\$ 3,839.92
OCT	778.446	\$ 3,889.38
NOV	6409.867	\$ 7,307.39
DEC	17111.385	\$ 17,373.25
Totals:	90838.710	\$ 106,716.82



0

MONTH	ELECTRIC UTILITY	
	KWH CONSUMED	COST
JAN	515134	\$ 50,586.31
FEB	506009	\$ 48,498.20
MAR	490568	\$ 47,734.07
APR	494571	\$ 50,860.89
MAY	667290	\$ 60,181.76
JUN	787588	\$ 64,870.28
JUL	918641	\$ 71,832.56
AUG	994597	\$ 77,475.79
SEP	995645	\$ 82,054.07
OCT	830037	\$ 78,507.20
NOV	705090	\$ 70,320.68
DEC	661293	\$ 62,208.33
Totals:	8,566,463	\$ 765,130.14



0