



Election Clerks

ELECTION DAY



Compensation Form and OATH

Oath of Election Officer: "I swear (or affirm) that I will not in any manner request or seek to persuade or induce any voter to vote for or against any candidate or measure to be voted on, and that I will faithfully perform my duty as an officer of the election and guard the purity of the election; Oath of Person

Assisting Voter: "I swear (or affirm) under penalty of perjury that the voter I am assisting represented to me they are eligible to receive assistance; I will not suggest, by word, sign, or gesture, how the voter should vote; I will prepare the voter's ballot as the voter directs; I did not pressure or coerce the voter into choosing me to provide assistance; I am not the voter's employer, an agent of the voter's employer, or an officer or agent of a labor union to which the voter belongs; I will not communicate information about how the voter has voted to another person; and I understand that if assistance is provided to a voter who is not eligible for assistance, the voter's ballot may not be counted."

This Oath needs to be read out-loud **BEFORE** doing anything in the polls. Once your team is all present, the Oath needs to be administered and **EVERYONE** needs to fill out the form.

Once the oath is given **EVERYONE NEEDS TO PUT ON NAME TAGS**

STATEMENT OF COMPENSATION and OATHS

For a primary only: "I" Check next to Judge/Clerk's name if they attended a training program as prescribed by the Secretary of State.
"I" swear (or affirm) that I will not in any manner request or seek to persuade or induce any voter to vote for or against any candidate or measure to be voted on, and that I will faithfully perform my duty as an officer of the election and guard the purity of the election; I swear (or affirm) that I will not suggest, by word, sign or gesture, how the voter should vote; I will confine my assistance to answering the voter's questions, to stating the propositions on the ballot, and to naming candidates and, if listed, their political parties; and I will prepare the voter's ballot as the voter directs."

Precinct Number _____ Authority Conducting Election _____ Date _____ Type of Election _____

✓	1. Name of Election Official (Please Print Legibly)	Complete Address (include City, Zip)	Social Security Number	Signature	Hours Worked		Total Hours	X	Rate of Pay	= Amount	Payroll (office use only)
					From	To					
	Phone # () - -	TX									
	Phone # () - -	TX									
	Phone # () - -	TX									
	Phone # () - -	TX									
	Name of Person Who Stamped "VOTED" on List of Registered Voters (Do Not Include Above)										
	Phone # () - -	TX									
	Name of Person/Persons Who Delivered Election Supplies (Do Not Include Above)										
	Phone # () - -	TX									Delivery Fee:
	Phone # () - -	TX									Delivery Fee:

The Judge and Alternate fill out the portion under "persons who delivered supplies"

Please fill out this form completely. THIS NEEDS TO BE SIGNED IF YOU WANT TO BE PAID.

I state that the above is a true and correct statement of the names, addresses, and hours served of all the election officials conducting the above named election and of the expenses incurred in this election.

Presiding Judge

PLEASE FILL IN THE TIME YOU LEAVE!

Make sure you are accurate with your time!



Oath of Assistance

Oath of Interpreter

7-58
Prescribed by Secretary of State
Sections 64.0222, 64.034, Texas Election Code
1/2022

OATH OF ASSISTANCE

Oath of Person Assisting Voter: "I swear (or affirm) under penalty of perjury that the voter I am assisting represented to me they are eligible to receive assistance. I will not suggest, by word, sign, or gesture, how the voter should vote. I will confirm my assistance to reading the ballot to the voter, directing the voter to read the ballot, marking the voter's ballot, or directing the voter to mark the ballot. I will prepare the voter's ballot as the voter directs. I did not pressure or coerce the voter into choosing me to provide assistance. I am not the voter's employer, an agent of the voter's employer, or an officer or agent of a labor union to which the voter belongs. I will not communicate information about how the voter has voted to another person, and I understand that if assistance is provided to a voter who is not eligible for assistance, the voter's ballot may not be counted." **Juramento de la Persona Asistiendo al Votante:** "Yo juro (o afirmo) bajo pena de perjurio que el votante al que estoy asistiendo me representó que es elegible para recibir asistencia. No sugeriré, con palabra, señal, o gesto, como debe votar el votante. Limitaré mi asistencia a leer la boleta al votante, dirigiéndolo al votante a que lea la boleta, marcando la boleta del votante o dirigiendo al votante a que marque la boleta, prepararé la boleta del votante según lo indique el votante, no presionaré ni coaccionaré al votante para que me eligiera como asistente, no soy el empleador del votante, un agente del empleador del votante, o un oficial o agente de un sindicato al cual el votante pertenece. No comunicaré información sobre cómo el votante ha votado a otra persona, y entiendo que si se proporciona asistencia a un votante que no es elegible para recibir asistencia, la boleta del votante podría no ser contada."

Type of Election		Polling Location	
Date of Election		Authority Conducting Election	
1			
2			
3			
4			
5			
6			
7			
8			
9			
10			

Signature of Assistant (Firma del Asistente)	Printed Name of Assistant (Nombre del Asistente en Letra de Móvil)	Address of Assistant (Dirección del Asistente)	Relationship of Assistant to Voter (Relación del Asistente al Votante)	Did you receive or accept any form of compensation or other benefit from a candidate, campaign, or political committee? (Recibí o acepté cualquier forma de compensación u otro beneficio de un candidato, campaña o comité político?)	
				Yes	No
				Yes	No
				Yes	No
				Yes	No
				Yes	No
				Yes	No
				Yes	No
				Yes	No
				Yes	No
				Yes	No

Instructions:

- Administer the Oath of Assistance to the Assistant.
- The Assistant must repeat the Oath aloud and complete the form for each voter assisted.
- Instruct the Assistant to:
 - Sign the form
 - Print his or her name
 - Provide his or her address
 - Put his or her relationship to the voter in the column
 - Indicate whether he or she received or accepted any form of compensation or other benefit from a candidate, campaign, or political committee for providing assistance to the voter.

The above oaths were sworn and subscribed to before me this _____ day of _____, 20____. Los juramentos señalados arriba fueron declarados bajo juramento y suscritos ante mí en la fecha arriba.

Signature of Election Officer _____
Printed Name of Election Officer _____

Each person acting as an Interpreter must repeat this oath aloud and sign the form for each voter.



7-58
Prescribed by Secretary of State
Sections 61.023, 61.035 Texas Election Code
12/2021

OATH OF INTERPRETER

Oath of Interpreter: "I swear (or affirm) that, to the best of my ability, I will correctly interpret and translate each question, answer, or statement addressed either to the voter by any election officer or to an election officer by the voter." **Juramento del Interprete:** "Yo juro (o afirmo) que, a mi mejor habilidad, interpretaré y traduciré de una manera correcta cada pregunta, respuesta o declaración que cualquier oficial electoral dirija al votante o que el votante dirija a cualquier oficial electoral."

Type of Election		Polling Location	
Date of Election		Authority Conducting Election	

Instructions:

- Administer the Oath of Interpreter to the Interpreter.
- The Interpreter must repeat the Oath aloud.
- Instruct the Interpreter to sign the form.

The above oaths were sworn and subscribed to before me this _____ day of _____, 20____. Los juramentos señalados arriba fueron declarados bajo juramento y suscritos ante mí en la fecha arriba.

Signature of Election Officer _____
Printed Name of Election Officer _____

The Assistant must repeat the Oath aloud and complete the form **for each voter** assisted.

The Assistant **SIGNS THE FORM AND FILLS OUT ALL THE INFORMATION.**

Judges: **DO NOT FILL OUT THIS INFORMATION!**

Judge must print name and SIGN all documents!



REQUIRED POSTINGS Please Check Poster Board for most of these required postings. ←

Notice of Total Number of Voters Who Have Voted* Yellow paper posted on the outside of the door. (see Texas Election Code 61.007(c))

Precinct(s) Vote Here (out side of door)

Map of Voting Precinct(s) / Map of Polling Places (poster)

Notice of Voting Order Priority* (see Texas Election Code 63.0015) **(poster)**

Notice of Prohibition of Certain Devices within 100 Feet of Voting Station* (see Texas Election Code 61.014, 62.0111) **(poster)**

Distance Marker* / No Electioneering or Loitering within 100 feet of the entrance to the polling place (see Texas Election Code 61.003, 61.004, 62.010) **(metal sign)**

Voter Instruction Poster* (see Texas Election Code 62.011(a)-(d)) – Poster must contain certain information in each voting station and one or more other locations in the polling place where it can be read by persons waiting to vote. **(poster)**

Sample Ballot(s)* (see Texas Election Code 62.012) **(on table in front of poster)**

List of Declared Write-in Candidates* (if applicable, post near sample ballot and in each voting station)

Notice of Acceptable Identification Poster (see Texas Election Code 62.016) – Posted in a prominent place on the outside of the polling place **(poster)**

Voter Information Poster* (see Texas Election Code 62.0115) **(poster)**

Voter Complaint Information Poster* (see Texas Election Code 62.0112)**(poster)**

Vote Here Signs* (In order to direct voters to the polling place from the street) **(flags)**



Electioneering

What is Electioneering?

- Wearing or communicating for or against any candidate, measure, or political party.
- Can be in the form of attire such as hats, shirts, masks etc.
- Electioneering includes the posting, use or distribution of political signs or literature.
- It is unlawful to have any of these things within the 100 foot distance marker of the entrance.
- It is also unlawful to use a sound amplification device or sound truck within 1000 feet of a building in which a polling place is located. This includes a mega phone.

Prohibited Devices

A873-8
Presented by Secretary of State
Sections 46.02, 46.13, Texas Penal Code
2/18

Notice of Prohibition of Handguns in the Polling Place Aviso de Prohibición de Armas de Fuego en la Casilla Electoral



The passage of House Bill 910, which became effective January 1, 2016 and allows open carry of handguns, did NOT change the law as it pertains to guns in the polling place; thus no one except licensed peace officers may carry handguns into the polling place.

El pasaje de House Bill 910, que entró efectivo el 1 de enero de 2016 y permite abierto lleva de pistolas, NO cambió la ley donde pertenece a armas en el lugar de votar; así que nadie excepto oficiales de paz autorizados pueden llevar pistolas en el lugar de votar.

A873-8
Presented by Secretary of State
Sections 46.02, 46.13, Texas Election Code
3/17

NOTICE Prohibition of Certain Devices Within 100 Feet of Voting Stations



Persons are not allowed to use a wireless communications device within 100-feet of the voting station. Additionally, persons are not allowed to use a mechanical or electronic device to record sound or images within 100-feet of the voting station. **Banned devices include but are not limited to cell phones, digital phones, cameras, phone cameras and sound recorders.** A voting station is the area where the voter marks the ballot.

The election judge has the authority to require persons to deactivate any such device and further authority to require persons who do not comply to leave the polling place.

Poll watchers are subject to additional rules and must sign an oath stating they do not have in their possession devices capable of recording images or sound or that they will disable or deactivate the device while serving as a watcher.

Questions or clarification should be directed to the election judge in your polling place.

Note: This does not apply to election officers conducting official duties or the use of election equipment necessary for the conduct of the election. Furthermore, this does not apply to persons employed at the location in which a polling place is located while the person is acting in the course of their employment.

NOTIFICACIÓN DE PROHIBICIÓN DE CIERTOS DISPOSITIVOS DENTRO DE CIEN (100) PIES DE LA ESTACIÓN DE VOTACIÓN



No se permite usar dispositivos de comunicación inalámbrica dentro de cien (100) pies de la estación de votación. Adicionalmente, no se permite usar medios mecánicos o electrónicos que graben imágenes o sonido dentro de cien (100) pies de la estación de votación. **Dispositivos prohibidos incluyen pero no se limitan a teléfonos celulares, teléfonos digitales, cámaras, cámaras con cámaras y grabadoras.** La estación de votación es el área donde el votante marca su boleto.

El juez de la elección tiene la autoridad de requerir que personas desactiven el dispositivo y la autoridad de requerir que personas que no cumplen con esto, abandonen el área.

Los Observadores Electorales están sujetos a reglas adicionales y deberán firmar un juramento declarando que no tienen en su posesión dispositivos con capacidad de grabar imágenes o sonido, o que los inhabilitarán o desactivarán al servir como Observador.

Si tiene alguna pregunta adicional o necesita clarificación, por favor diríjase al juez de la elección de su lugar de votación.

Atención: Esta notificación no se aplica a oficiales de la elección efectuando servicios oficiales o al uso de equipo de elección necesario para efectuar la elección. Además, tampoco se aplica a aquellos empleados en la localidad donde se ubica un lugar de votación mientras actúan debido a su empleo.

- There are **no guns** allowed in the polling location, except by police officers.
- There are **no phones, cameras, or recording devices** allowed in the polls. This includes workers unless the Judge is using the phone to conduct Election business.



HANDICAP IS A PRIORITY



If you see a voter who is having trouble standing or is otherwise “disabled” please move them to the front of the line.

- There are signs in the supply box for posting **“HANDICAP IS A PRIORITY.”**
- Please hang them where voters can see them.
- If a handicap voter has an assistant with them the assistant is to be moved to the front of the line also.
- **Please note:** the assistant will need to take the oath of assistance.



THE CHECK IN PROCESS: Processing the voter.

ID required for Texas Voters

If you possess one of the following forms of acceptable photo ID, you must present it when voting in person:*

- ★ Texas Driver License issued by the Texas Department of Public Safety (DPS)
- ★ Texas Election Identification Certificate issued by DPS
- ★ Texas Personal Identification Card issued by DPS
- ★ Texas Handgun License issued by DPS
- ★ United States Military Identification Card containing your photograph
- ★ United States Citizenship Certificate containing your photograph
- ★ United States Passport (book or card)



Do not possess and cannot reasonably obtain one of these IDs? Fill out a declaration at the polls describing a reasonable impediment to obtaining it, and show a copy or original of one of the following supporting forms of ID:

- ★ A government document that shows your name and an address, including your voter registration certificate;
- ★ Current utility bill;
- ★ Bank statement;
- ★ Government check;
- ★ Paycheck; or
- ★ (a) A certified domestic (from a U.S. state or territory) birth certificate or (b) a document confirming birth admissible in a court of law which establishes your identity (which may include a foreign birth document).

*With the exception of the U.S. Citizenship Certificate, for voters aged 18-69, the acceptable form of photo identification must be current or have expired no more than 4 years before being presented for voter qualification at the polling place. A person 70 years of age or older may use a form of acceptable photo identification that has expired if the identification is otherwise valid.

Exemptions: Voters with a disability may apply with the county voter registrar for a permanent exemption to showing acceptable photo ID or following the Reasonable Impediment Declaration procedure at the polls. Voters with a religious objection to being photographed or voters who do not present an acceptable form of photo identification or follow the Reasonable Impediment Declaration procedure at the polls because of certain natural disasters may apply for a temporary exemption to showing an acceptable form of photo identification or following the Reasonable Impediment Declaration procedure at the polls. Please contact your voter registrar for more details.

VOTETEXAS.GOV

1. Ask Voter to Provide Acceptable Form of Photo ID.

- This can be expired up to 4 years for voters between age 18-69.
- Over 70 the ID may be expired for any length of time as long as it is otherwise valid.



The acceptable forms of Photo ID are:

1. Texas Drivers License.
2. Texas Election ID certificate issued by DPS.
3. Texas ID
4. Texas Handgun License
5. Military Identification containing the voter's Photo
6. US Citizenship or Naturalization with Photo
7. US Passport Book Or Card.

- **Note:** A Digital Copy or Photo Copy of voters ID is also acceptable.



VOTER ID... WHAT CAN A VOTER USE?

VOTE READY

Are you ready?
Learn about the
approved forms of
IDs you can take
to the polls.



BRING 1 OF THE 7 APPROVED FORMS OF ID WITH YOU TO THE POLLS.



Texas Driver License*



Texas Election ID Certificate*



Texas Personal ID Card*



Texas Handgun License*



U.S. Citizenship Certificate with Photo



U.S. Military ID Card*



U.S. Passport*
(Book or Card)

Do not possess and cannot reasonably obtain one of these photo IDs?

You can still vote. Simply fill out a Reasonable Impediment Declaration and show a copy or original of one of the following approved IDs:

- Certified Domestic Birth Certificate or Court Admissible Birth Document
- Current Utility Bill
- Bank Statement
- Government Check
- Paycheck
- Government document with your name and an address including your Voter Registration Certificate

And if you're eligible to vote by mail,
learn about the requirements and how to identify yourself on your ballot by mail materials.

Find out more about voting in Texas at
VOTETEXAS.GOV
POWERED BY THE TEXAS SECRETARY OF STATE
or call 1-800-252-VOTE (8683)

*For voters aged 18-69 years, photo ID can be expired for up to four years. For voters aged 70 and older, photo ID can be expired for any length of time if otherwise valid.



Reasonable Impediment Declaration

7-13
Prescribed by Secretary of State
Section 63.0101(i), Texas Election Code
1/2018

REASONABLE IMPEDIMENT DECLARATION

Instructions: If a voter appears on the official list of registered voters, but does not possess an acceptable form of photo identification under Section 63.0101 (a) of the Texas Election Code (which for voters aged 18-69, has expired by no more than four years, and for voters aged 70 or over, is or is not expired, if otherwise valid) ("Acceptable Photo ID"), and cannot reasonably obtain an Acceptable Photo ID, the following steps shall be taken by the election officer to allow the voter to cast a regular ballot:

- Present this form to the voter, and ask the voter to provide a copy or original of one of the following forms of identification listed in Section 63.0101(b) of the Texas Election Code:
 - a certified domestic (from a U.S. state or territory) birth certificate or a document confirming birth admissible in a court of law which establishes the voter's identity (which may include a foreign birth document);
 - a current utility bill;
 - a bank statement;
 - a government check;
 - a paycheck; or
 - a government document that shows the voter's name and an address (which includes the voter's voter registration certificate).

NOTE: The address on the identification presented is not required to match the address recorded in the official list of registered voters.

NOTE: If on Election Day, a presented voter registration certificate indicates that the voter is appearing at the incorrect polling place, the voter should be directed to the correct polling place.

- Ask the voter to complete this form by entering their name, and then ask them to review the "Voter's Declaration of Reasonable Impediment", indicate their impediment, and sign their name.
- Ask the voter to return the completed form to you. Neither you nor the election judge may question the voter concerning the reasonableness of any claimed impediment. The election judge should enter the date and then sign on the space provided on the declaration.
- Either you or the election judge shall fill in the voter's Voter Unique Identification Number ("VUID") in the appropriate box or affix a sticker that contains that information across the box, and note on the combination form that the declaration was used by the voter. Either you or the election judge should indicate on the "To Be Completed By Election Official" form what type of document the voter provided by checking the appropriate box. Either you or the election judge should fill in the Date of Election and Location fields.
- Allow the voter to cast a regular ballot.

NOTE: This form may also be used if a voter voted provisionally and does not possess and cannot reasonably obtain an acceptable form of photo identification, and appears at the county voter registrar's office within six (6) calendar days after election day to execute a reasonable impediment declaration and present one of the supporting forms of identification, in accordance with Section 65.0541 of the Texas Election Code. In that instance, the county voter registrar should follow steps 1 through 4 above, but substitute references to "election judge" with "county voter registrar", including signing where the election judge would otherwise sign on the space provided on the declaration.

- Voter must have a "List B" form of ID.

- Voter must be on the List of Registered voters.

If a Voter does not possess an acceptable form of photo ID, (can be expired up to four (4) years) and can not reasonably obtain an Acceptable Photo ID, these steps can be taken to allow the voter to cast a regular ballot.

NOTE: If a voter DOES NOT have a list B ID they can vote Provisional and they will need to fill out a RID. They will have six (6) calendar days after Election day to present a Photo ID to the Voter Registrar to "Cure" their Ballot.

Prescribed by Secretary of State, Section 63.0101, Texas Election Code 1/18

REASONABLE IMPEDIMENT DECLARATION

TO BE COMPLETED BY VOTER

me: _____

VOTER'S DECLARATION OF REASONABLE IMPEDIMENT

I am subject to prosecution for perjury under Chapter 37, Penal Code, or Section 63.0033 of the Texas Election Code for making a false statement or false information on this declaration. By signing this declaration, I swear or affirm under penalty of perjury that the information contained in this declaration is true, that I am the same individual personally appearing at the polling place to sign this declaration, and that I face a reasonable impediment to procuring an acceptable form of photo identification listed in Section 63.0101(a) of the Texas Election Code.

reasonable impediment is due to the following reason(s):

check at least one box below)

Lack of transportation Disability or illness

Lack of birth certificate or other documents needed to obtain acceptable form of photo ID

Work schedule Family responsibilities

Lost or stolen identification Acceptable form of photo ID applied for but not received

reasonableness of your impediment cannot be questioned.

Signature of Voter _____ Date _____

on to and subscribed before me this _____ day of _____, 20____

_____ VUID (Voter Unique Identification Number)

_____ (Election Judge/ County Voter Registrar (if applicable))

TO BE COMPLETED BY ELECTION OFFICIAL

voter provided a copy or original of one of the following forms of identification:

Certified copy of a domestic (from a U.S. state or territory) birth certificate or a document confirming birth admissible in a court of law which establishes the voter's identity (which may include a foreign birth document)

Current utility bill

Bank statement

Government check

Government document that shows the voter's name and an address (including the voter's voter registration certificate)

Paycheck

Witness: _____ Date of Election: _____



Open Poll – Voter Search

COMMUNITY BUILDING 0 Issued | 0 Reissued | 0 Checked In Tbu Sep 24 11:56 AM 100% ED

Monitor Poll

Poll Place	Ballots	Voters
COMMUNITY BUILDING 16TH & S MADDOX CITY, STATE	0 Paper 0 ExpressVote	0 Checked In 1,823 Registered Voters at this Poll Place
Device Name OMA-49013	0 Provisional Paper 0 Provisional ExpressVote	0 Not in Roster 1 Absentee
Poll Time 7:00 AM Open Time	7:00 PM Close Time	1 Early Voting

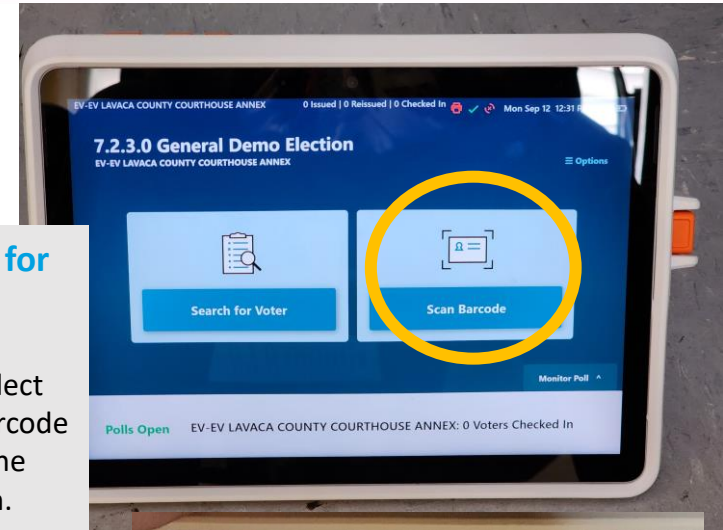
[View Reports](#) [Open Poll](#)

Opening the Poll

From the Monitor Poll screen, touch **Open Poll**. Once the poll is open, you will see the number of voters who have checked in. **At the start of the day this number should be ZERO. If this is not 0 you need to double check the polling location is set for Election DAY..** The checked in voters should match the number of ballots counted on the “Oscar” DS300 Scanner. **Exception:** Provisional Ballot voters will check in on the poll pad but their ballots will not get counted in the scanner.


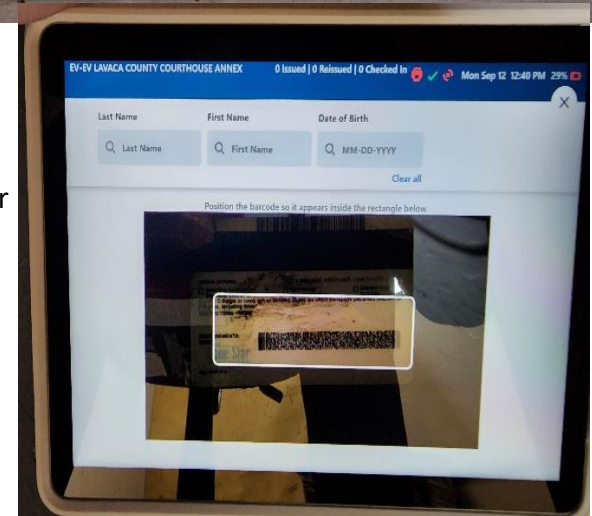
Searching for Voters

To Scan ID barcode, select the scan barcode button on the main screen.



Line up the barcode on the back of the Texas Driver’s License or Identification Card. **Be patient. It might take a second for the results**

You can also place the card on the table and tip the pad to better line up the bar code.



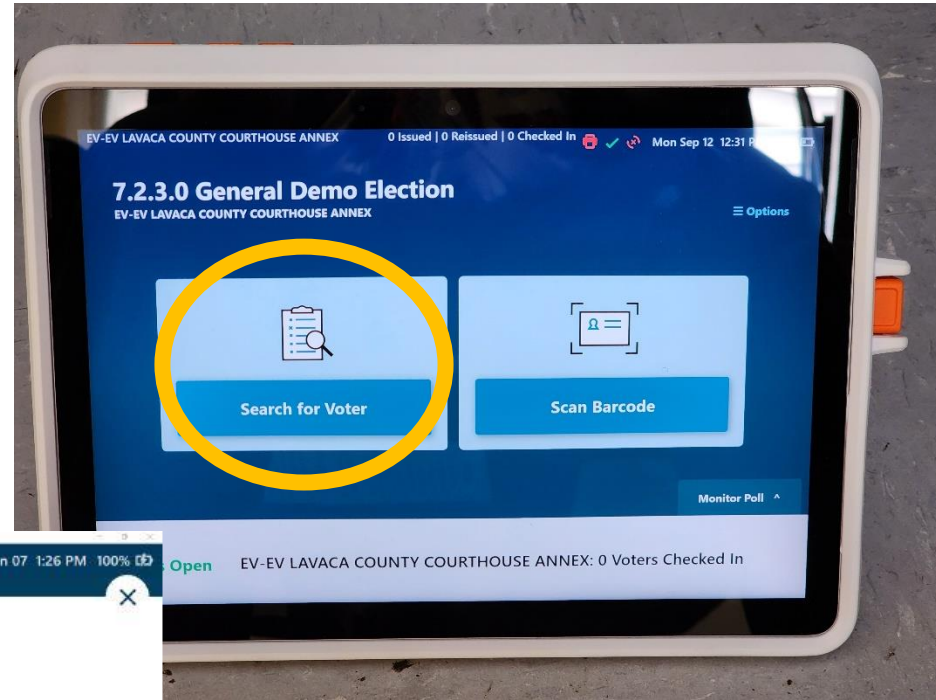
SEARCHING VOTERS CONT.

IF no voter is found click the X in the top right hand corner of the screen box.
You can then perform a manual search for the voter.

Searching for Voters

To conduct a search, select the Search for Voter button on the main screen. **Select a search field and use the onscreen keyboard to enter the voter's Date of Birth**, and match the Last Name, First Name,

Matching results will be displayed below.



POLLING PLACE: 7 Issued | 0 Reissued | 7 Checked In Tue Jan 07 1:26 PM 100%

Search fields:

Name Clear all

Matching results 20 Results

REED	JOHN	4000 S WARDING AVE DALLAS, TX 75202	01-01-1984	Active Ballot Issued
REED	JOHN	1011 W WARDING AVE DALLAS, TX 75201	01-01-1980	Active Eligible
REED	JOHN	4000 W CLARENDON AVE 21000 DALLAS, TX 75240	01-01-1981	Active Eligible
REED	JOHN	8000 S ADA ST DALLAS, TX 75202	01-01-1971	Active Eligible
REED	JOHN	1000 S WARDING AVE DALLAS, TX 75202	01-01-1972	Active Eligible

Voter Details & Status


Green Voter may vote a standard ballot.

Yellow Some action is required before voter can be issued a standard ballot.

Red Voter cannot vote due being issued a mail ballot or voted previously in the same election.



Voter Chooses their Ballot



The Election Day Judge needs to SIGN each ballot on the back in red. *Kellie Nagy*

The voter gets a choice of 3 ballot cards laid out upside down.

Ask the voter to hand you a card so you can activate it.

Be sure that there are enough ballots signed so there are plenty on hand.

Please let your Judge know if you are running low.

Place ballot card in ballot printer and click issue ballot on the poll pad.

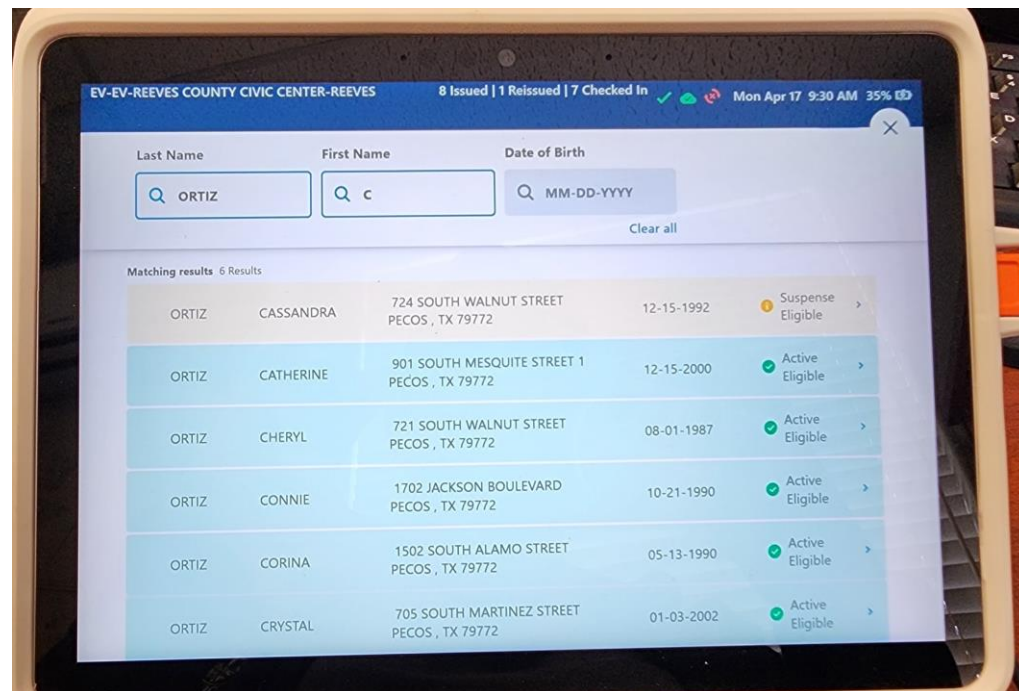
BE SURE TO CLICK "COMPLETE CHECK-IN" WHEN FINISHED



The Check in Process **WHEN THERE IS A PROBLEM...**

- Pay attention to Date of Birth when checking voter ID
- Sometimes there is a problem with the voter's registration
- IF THERE IS A "Yellow" Caution THE VOTER needs to fill out a statement of residence card. This paper work goes in **THE GREY ENVELOPE**.
- VOTER MUST FILL OUT A STATEMENT OF RESIDENCE **BEFORE VOTING**

PLEASE NOTE: We now have new Electronic Poll Pad to speed the check in process. Poll pad operators will still need to tell the ballot pullers what box the voter is voting in.



**IF YOU CAN NOT FIND VOTER
CALL 432-287-0222 X4**



Poll Pad Caution "S" notation "ID" voters

STATEMENT OF RESIDENCE CARDS

For those with a caution and warning on the Poll Pad. Voters will be highlighted in Yellow.

For voters that have an "ID" next to their name. Please note that they also need to fill out a Statement residence card.

INSTRUCTIONS FOR FILING BY MAIL OR MAILING
(Al Dors: Instrucciones si vota por correo)

B3-141 (12/17) **STATEMENT OF RESIDENCE**
For persons whose residence address does not match voter registration address.
CONSTANCIA DE DOMICILIO PERMANENTE
Para personas cuya dirección no coincide con la que aparece en la lista oficial de votantes inscritos.

Last Name Include suffix if any Apellido Incluir sufijo si lo hay (Jr., Sr., III)	First Name Nombre de pila	Middle Name (if any) Segundo nombre (si aplica)	Former Name Apellido anterior
Residence Address: Street Address and Apartment Number, City, State, and Zip. Domicilio residencial: Número y calle, y número de apartamento, Ciudad, Estado, y Código postal. Si no existe un domicilio, describa donde vive (no incluya apartados postales, rutas rurales o dirección del trabajo).			Gender (Optional) Sexo (Opcativo) <input type="checkbox"/> Male Masculino <input type="checkbox"/> Female Femenino
Mailing Address: Address, City, State, and Zip: If mail cannot be delivered to your residence address. Dirección postal: Número y calle, y número de apartamento, Ciudad, Estado, y Código postal (si no se puede entregar correo en su domicilio residencial).		Date of Birth: month, day, year Fecha de Nacimiento: mes, día, año <input type="text"/> / <input type="text"/> / <input type="text"/>	
City and County of Former Residence in Texas Ciudad y condado de residencia anterior en Texas		Telephone Number (Optional) Include Area Code Teléfono (Opcativo) – Incluya código de área	
Texas Driver's License No. or Texas Personal I.D. No. (Issued by the Department of Public Safety) No. de licencia de conducir de Texas o no. de identificación personal de Texas (Emitido por el Departamento de Seguridad Pública) <input type="text"/>		If no Texas Driver's License or Personal Identification, give last 4 digits of your Social Security Number. Si no tiene licencia de conducir de Texas o no. de identificación personal, proporcione los 4 últimos dígitos de su número de Seguro Social. <input type="text"/>	

I have not been issued a Texas Driver's License/Personal Identification Number or Social Security Number.
Yo no tengo una Licencia de conducir de Texas/Cédula de identidad personal de Texas o Número de Seguro Social.

I understand that giving false information to procure a voter registration is perjury, and a crime under state and federal law. Conviction of this crime may result in imprisonment up to 180 days, a fine up to \$2,000, or both. Please read all three statements to affirm before signing. Entiendo que el dar información falsa para obtener una tarjeta de registro electoral constituye un delito de ambos castigos. Por favor lea cada una de las tres declaraciones antes de firmar.

- I am a resident of this county and a U.S. citizen; and
- I have not been finally convicted of a felony, or if a felon, I have completed all of my punishment including any term of incarceration, parole, supervision, period of probation, or I have been pardoned; and
- I have not been determined by a final judgment of a court exercising probate jurisdiction to be totally mentally incapacitated or partially mentally incapacitated without the right to vote.

• soy residente de este condado y ciudadano de los Estados Unidos; y
 • no he sido condenado por un delito grave, o en caso de ser delincuente, he purgado mi pena por completo, incluyendo cualquier plazo de encarcelamiento, libertad condicional, supervisión, período de prueba, o se me otorgó un indulto; y
 • no se me ha declarado, total o parcialmente, como discapacitado mental sin derecho al voto, por el fallo final de un juzgado de sucesiones.

Date / /

Signature of Applicant or Agent and Relationship to Applicant or Printed Name of Applicant if Signed by Witness and Date.
Firma del solicitante o su agente (apoderado) y relación de éste con el solicitante, o nombre en letra del moide del solicitante si la firma es de un testigo, y fecha.



BALLOT BY MAIL VOTERS RED ACTIVE BALLOT



- **New Law: Voters who do not surrender their ballot by mail MUST VOTE PROVISIONAL**
- If there is a "RED" ACTIVE BALLOT ISSUED next to the voters name in the poll book they HAVE received a ballot.
- The voter must bring the ballot with them in order to vote a regular ballot.
- This form needs to be filed out and included with the surrendered ballot.
- **If the voter claims they did not receive a ballot in the mail they still need to vote PROVISIONAL.**
- **Please call us to verify we did not receive the voted ballot.**
- **If you are unsure; call us!**

432-287-0222 x4

6-13
Prescribed by Secretary of State
Section 84.031 Texas Election Code
1/2022

Prescrito por el Secretario de Estado
Sección 84.031, Código Electoral de Texas

NOTICE OF SURRENDERED BALLOT BY MAIL AVISO DE BOLETA POSTAL RENUNCIADA

To the Presiding Judge or Deputy Early Voting Clerk:
(Para el Juez Presidente o el Secretario Adjunto de Votación Adelantada):

This is to certify that (Se certifica que)

Name of voter (Nombre del votante) VUID # (Número del votante) Precinct Number (Número de precinto)

has surrendered his/her Ballot by Mail (ABBM) or Federal Post Card Ballot by Mail (FPCA) at the Office of the Early Voting Clerk, and has not voted by mail. The voter is eligible to vote a regular ballot.
(ha renunciado a su Boleta Postal (ABBM por sus siglas en inglés) o a su Boleta Postal de Tarjeta Postal Federal (FPCA por sus siglas en inglés) en la oficina del Secretario de Votación Adelantada y no ha votado por correo. El votante es elegible para votar una boleta regular.)

Name of County
(Nombre del Condado)

Signature of Early Voting Clerk
(Firma del Secretario de Votación Adelantada)

Prescribed by Secretary of State
Section 84.031 Texas Election Code
1/2022

Prescrito por el Secretario de Estado
Sección 84.031, Código Electoral de Texas

NOTICE OF SURRENDERED BALLOT BY MAIL AVISO DE BOLETA ENTREGADA POR CORREO

To the Presiding Judge or Deputy Early Voting Clerk:
(Para el Juez Presidente o el Secretario Adjunto de Votación Adelantada):

This is to certify that (Se certifica que)

Name of voter (nombre del votante) VUID # (número del votante) Precinct Number (número de precinto)

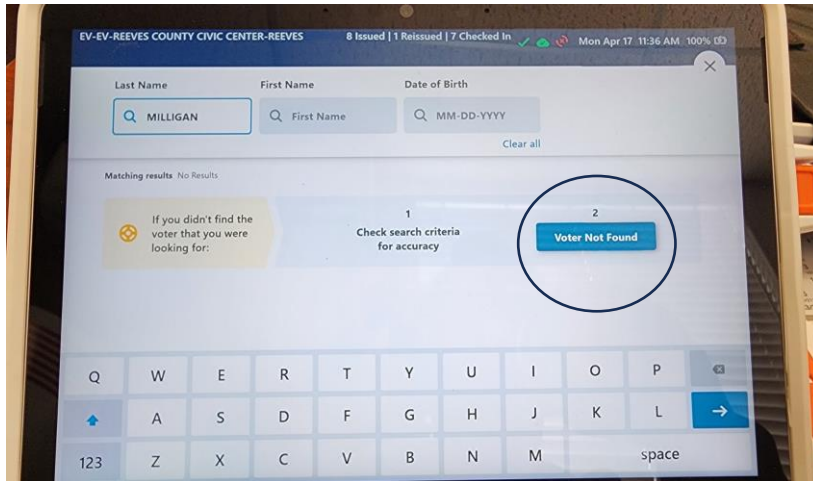
has surrendered his/her Ballot by Mail (ABBM) or Federal Post Card Ballot by Mail (FPCA) at the Office of the Early Voting Clerk, and has not voted by mail. The voter is eligible to vote a regular ballot.
(ha entregado su Boleta por Correo o Tarjeta Postal Boleta por Correo en la oficina del Secretario de Votación Adelantada y no ha votado por correo). El votante es elegible para votar una boleta regular.

Name of County
(Nombre del Condado)

Signature of Early Voting Clerk
(Firma del Secretario de Votación Adelantada)



PROVISIONAL BALLOT ON THE POLL PAD



Once you have called the office and have verified that the voter is not registered in Reeves County and needs to vote provisional, you will need to add them to the poll pad. Follow the directions on the screen. You will need to add all of the information for the voter.

- **Issuing a Provisional Ballot**
- If the voter needs to be issued a provisional ballot:
- From the **Voter Details** screen, tap **Issue Provisional**
- *Issue a provisional ballot from the Voter Details screen.*
- Select a reason for issuing a provisional ballot.
- *Provide a reason why a provisional ballot is being issued.*
- Tap **Next**.
- Tap the green flip screen button and have the voter sign the screen.
- Tap **Done Signing** after the signature is captured.
- Verify the signature, then tap **Accept**.
- Type in the voter's precinct in the **Precinct** box and tap **Next**.
- *Enter the voter's precinct.*
- Select whether the voter will be issued an **ExpressVote Activation Card** or a **Paper Ballot**.
- Tap **Issue Ballot**.
- Tap **Complete Check-in** to finish checking the voter in.



CURBSIDE VOTING: WHAT TO TAKE

- When a voter requests curbside voting it may be done through an assistant.
- The assistant needs to be sworn in with the oath of assistance.
- The assistant can then sign the poll pad for the voter.
- If no assistant then the poll pad needs to be brought out to the voter and they need to sign. Of course ID is required in both cases.
- IF No assistant bring the poll pad and have the voter sign.
- You will then need to go and choose a ballot card and bring the ExpressVote machine out to the voter.
- Once the voter has voted, have them put the ballot in the envelope and you will put the envelope in the scanner.
- ALWAYS HAVE TWO PEOPLE ASSIST WITH CURBSIDE.
- Don't forget to bring the umbrella.



WHEN TO VOTE PROVISIONAL

- **New Law: If voter does not surrender their mail ballot Voter MUST VOTE PROVISIONAL**
- **Voter is not Registered in REEVES County**
- Please call Voter Registrar to verify Voter is not Registered. **Do Not Guess!**
- **Voter has No ID and no List B ID**
- **Voter is in the wrong Election precinct "voting box"**
- **Please Note: IF Voter is in the wrong polling location PLEASE ADVISE VOTER TO GO TO THE RIGHT POLLING LOCATION**
Please remind the voter that Their vote will not count if Provisional Ballot is cast in the wrong Election Precinct "voting box"

THIS BOX MUST BE COMPLETED BY ELECTION JUDGE BEFORE GIVING TO VOTER

TO BE COMPLETED BY ELECTION JUDGE:

VOTER PRESENTED ACCEPTABLE FORM OF IDENTIFICATION
 Yes No

REASON FOR VOTING PROVISIONAL

- Failed to present acceptable form of identification or voter certificate with exemption.
- Voter not on list of registered voters.
- Voter not on list, registered in another precinct.
- Voter on list of people who voted early by mail, and voter has not cancelled mail ballot application.
- Voting after 7:00 p.m. due to court order.
- Voter on list, but registered residence address outside the _____ political subdivision.
- Other: _____ (Please explain)

Signature of Election Judge _____

DO THIS FIRST!

TO BE COMPLETED BY THE COUNTY VOTER REGISTRAR FOR STATUS

I, the voter registrar/deputy registrar, did research the records of my office and the following conclusion(s) was made:

FOR VOTERS WHO DID NOT PRESENT ACCEPTABLE PHOTO IDENTIFICATION AT THE POLLING PLACE

- Voter presented acceptable form of identification within 6 days of election day.
- Voter met disability exemption within 6 days of election day.
- Voter executed religious objection affidavit within 6 days of election day.
- Voter executed natural disaster affidavit within 6 days of election day.
- Voter did not satisfy identification or affidavit requirements, listed in categories 1-4 above, within 6 days of election day.

FOR VOTERS WHO VOTED PROVISIONALLY FOR OTHER REASONS

- Not a registered voter or registration not effective in time for this election.
- Registered to vote, erroneously listed in wrong precinct.
- Registered to vote in a different precinct within the county.
- Information on file indicating applicant completed a voter registration application, but it was never received in the voter registrar's office.
- Voter erroneously removed from the list.
- Voter is not registered to vote in _____ political subdivision.
- Other: _____ (Please explain)

Signature of Voter Registrar _____ Date _____

Signature of Ballot Board Judge: _____

Action taken by the Early Voting Ballot Board: ACCEPTED REJECTED

THIS BOX TO BE COMPLETED BY THE VOTER MUST HAVE A REEVES COUNTY ADDRESS!

XXXX-XX-XXXX

Affidavit of Provisional Voter (Declaración Jurada de Votante Provisional) (Ballot number if using DRE _____)

TO BE COMPLETED BY VOTER: I am a registered voter of this political subdivision and in the precinct in which I'm attempting to vote and have not already voted in this election (either in person or by mail). I am a resident of this political subdivision, have not been finally convicted of a felony or if a felon, I have completed all of my punishment including any term of incarceration, parole, supervision, period of probation, or I have been pardoned. I have not been determined by a final judgment of a court exercising probate jurisdiction to be totally mentally incapacitated or partially mentally incapacitated without the right to vote. I understand that giving false information under oath is a misdemeanor, and understand that it is a felony of the 2nd degree to vote in an election for which I know I am not eligible.

PARA QUE EL VOTANTE LO LEANE: Estoy escrito como votante en esta subdivisión política y en el precinto en el que estoy intentando votar y aun no he votado en esta elección (en persona o por correo). Soy residente de esta subdivisión política, no he sido definitivamente declarado culpable de un delito grave o si soy el autor de un delito grave, he cumplido toda mi condena inclusive el periodo de encarcelamiento, la libertad condicional, la libertad supervisada, la libertad vigilada. Yo he sido indultado. No me ha sido determinado por un juicio final de una corte de la legislación de un testamento, ser totalmente incapacitado mentalmente o parcialmente incapacitado sin el derecho de votar. Entiendo que dar información falsa bajo juramento es un delito menor y también entiendo que es un delito grave de 2º grado votar en una elección sabiendo que no cumplo con los requisitos necesarios.

Last Name (include Suffix if any)/Apellido usual (incluirla sufixo si lo hay) _____ First Name / Su nombre de pila _____ Middle Name (if any) / Segundo nombre (si tiene) _____ Former Name / Nombre anterior _____

Residence Address: Street Address and Apartment Number, City, State, and ZIP. If none, describe where you live (Do not include PO Box, Rural Rt. Or Business Address) _____ Gender: (Optional) / Sexo (Opcional) _____
 Domicilio: calle y número de apartamento, Ciudad, Estado, y Código Postal. A falta de estos datos, describe la localidad de su residencia. (No incluye el apartado de correo. _____ Male (Hombre) Female (Mujer)

Mailing Address: City, State, and ZIP. If mail cannot be delivered to your residence address, / Dirección postal: Ciudad, Estado y Código Postal (si es imposible entregarle correspondencia a su domicilio) _____ Date of Birth: Month, Day, Year / Fecha de nacimiento: mes, día, año _____
 XXX-XX-XXXX

TX Driver's License No. or Personal I.D. No. (issued by Dept of Public Safety) _____ Social Security No. (last 4 digits required if you do not have a driver's license or I.D. number) / Número de Seguro Social. (Si no tiene licencia, conducir o identificación personal, se requieren los últimos 4 números de su seguro social) _____ XXX-XX-XXXX

I have not been issued a TX driver's licensed personal identification number or Social Security Number. / Yo no tengo una licencia de conducir de Texas/Cédula de identidad personal de Texas ni un Número de Seguro Social.

Check appropriate box: ARE YOU A UNITED STATES CITIZEN? / Marque el cuadro apropiado: Soy ciudadano(a) de los Estados Unidos Yes No

Signature of Voter / Firma del votante _____

REMEMBER!
THIS IS A VOTER REGISTRATION FORM!



Any Questions?

