



Election Training

ELECTION DAY
JUDGES AND ALTERNATE JUDGES



Compensation Form and OATH

Oath of Election Officer: "I swear (or affirm) that I will not in any manner request or seek to persuade or induce any voter to vote for or against any candidate or measure to be voted on, and that I will faithfully perform my duty as an officer of the election and guard the purity of the election; Oath of Person

Assisting Voter: "I swear (or affirm) under penalty of perjury that the voter I am assisting represented to me they are eligible to receive assistance; I will not suggest, by word, sign, or gesture, how the voter should vote; I will prepare the voter's ballot as the voter directs; I did not pressure or coerce the voter into choosing me to provide assistance; I am not the voter's employer, an agent of the voter's employer, or an officer or agent of a labor union to which the voter belongs; I will not communicate information about how the voter has voted to another person; and I understand that if assistance is provided to a voter who is not eligible for assistance, the voter's ballot may not be counted."

This Oath needs to be read out-loud **BEFORE** doing anything in the polls. Once your team is all present, the Oath needs to be administered and **EVERYONE** needs to fill out the form.

Once the oath is given **EVERYONE NEEDS TO PUT ON NAME TAGS**

STATEMENT OF COMPENSATION and OATHS

For a primary only: "I" Check next to Judge/Clerk's name if they attended a training program as prescribed by the Secretary of State.
"I" swear (or affirm) that I will not in any manner request or seek to persuade or induce any voter to vote for or against any candidate or measure to be voted on, and that I will faithfully perform my duty as an officer of the election and guard the purity of the election; I swear (or affirm) that I will not suggest, by word, sign or gesture, how the voter should vote; I will confine my assistance to answering the voter's questions, to stating the propositions on the ballot, and to naming candidates and, if listed, their political parties; and I will prepare the voter's ballot as the voter directs."

Precinct Number _____ Authority Conducting Election _____ Date _____ Type of Election _____

✓	1. Name of Election Official (Please Print Legibly)	Complete Address (include City, Zip)	Social Security Number	Signature	Hours Worked		Total Hours	X	Rate of Pay	= Amount	Payroll (office use only)
					From	To					
	Phone # () - - - - - TX										
	Phone # () - - - - - TX										
	Phone # () - - - - - TX										
	Phone # () - - - - - TX										
	Name of Person Who Stamped "VOTED" on List of Registered Voters (Do Not Include Above)										
	Phone # () - - - - - TX										
	Name of Person/Persons Who Delivered Election Supplies (Do Not Include Above)										
	Phone # () - - - - - TX										Delivery Fee:
	Phone # () - - - - - TX										Delivery Fee:

The Judge and Alternate fill out the portion under "persons who delivered supplies"

Please fill out this form completely. THIS NEEDS TO BE SIGNED IF YOU WANT TO BE PAID.

I state that the above is a true and correct statement of the names, addresses, and hours served of all the election officials conducting the above named election and of the expenses incurred in this election.

Presiding Judge

PLEASE FILL IN THE TIME YOU LEAVE!

Make sure you are accurate with your time!



REQUIRED POSTINGS Please Check Poster Board for most of these required postings. ←

Notice of Total Number of Voters Who Have Voted* Yellow paper posted on the outside of the door. (see Texas Election Code 61.007(c))

Precinct(s) Vote Here (out side of door)

Map of Voting Precinct(s) / Map of Polling Places (poster)

Notice of Voting Order Priority* (see Texas Election Code 63.0015) **(poster)**

Notice of Prohibition of Certain Devices within 100 Feet of Voting Station* (see Texas Election Code 61.014, 62.0111) **(poster)**

Distance Marker* / No Electioneering or Loitering within 100 feet of the entrance to the polling place (see Texas Election Code 61.003, 61.004, 62.010) **(metal sign)**

Voter Instruction Poster* (see Texas Election Code 62.011(a)-(d)) – Poster must contain certain information in each voting station and one or more other locations in the polling place where it can be read by persons waiting to vote. **(poster)**

Sample Ballot(s)* (see Texas Election Code 62.012) **(on table in front of poster)**

List of Declared Write-in Candidates* (if applicable, post near sample ballot and in each voting station)

Notice of Acceptable Identification Poster (see Texas Election Code 62.016) – Posted in a prominent place on the outside of the polling place **(poster)**

Voter Information Poster* (see Texas Election Code 62.0115) **(poster)**

Voter Complaint Information Poster* (see Texas Election Code 62.0112)**(poster)**

Vote Here Signs* (In order to direct voters to the polling place from the street) **(flags)**



Opening Procedure for "Oscar" DS300



- Scanner lid will be closed with red tag seal. Verify number on DS300 chain of custody paperwork in Judges folder. **(Part 1)** Sign if seal numbers match. If no match, call Election office.
- Remove seal and place in "used seals envelope"
- Open scanner screen and note red seal on USB compartment. Verify seal is the same on chain of custody form. Sign **part 2** of custody form (do not remove until end of day)

PART 1: DS300 PRECINCT COUNTER SCANNER LID (sealed with red zip tag seal) SEAL # _____

1. Voting system delivered to precinct (completed by election official/clerk)

VERIFIED BY: _____ ELECTION OFFICIAL/CLERK

ELECTION DAY (before 7am): VERIFY THAT THE RED ZIP TAG SEAL IS IN TACT

VERIFIED BY: _____ ELECTION JUDGE/CLERK

PART 2: DS300 USB STICK COMPARTMENT (Seal is RED – Official Elections Seal)

1. UPON DELIVERY

SEAL # _____ VERIFIED BY: _____ ELECTION OFFICIAL

2. ELECTION DAY

BEFORE 7AM (Turning on equipment): Election Judge and a witnessing clerk will verify and sign below that the seal number documented above is the same on Election Day).

SEAL # _____ VERIFIED BY: _____ ELECTION JUDGE/CLERK

VERIFIED BY: _____ ELECTION JUDGE/CLERK



Opening Oscar Cont.



Screen will come on when lifted.

Enter the election code when prompted. (Code will **Always start with a Capital Letter**)

- Election code is the same for all equipment.
- Press **OPEN POLL**
- **A ZERO TAPE WILL PRINT AUTOMATICALLY**
- Ensure the public count is ZERO.
- **IF IT IS NOT 0, DO NOT USE! CALL OFFICE IMMEDIATELY!**
- Verify Date, Time, Election and polling location.
- **Press Go to voting mode.**

- Verify Seals on “mail slot” are the same as written in Part 3 of Chain of Custody form



Part 3: EMERGENCY BALLOT BIN ELECTION DAY:

1. **TESTING/DELIVERY (verify empty and write down seal number):** Early Voting Clerk and a witnessing clerk will verify and sign below that the emergency ballot bin on the DS300 was empty prior to delivery to the polls.

SEAL # _____ VERIFIED BY: _____ ELECTION OFFICIAL

SEAL # _____ VERIFIED BY: _____ ELECTION JUDGE/CLERK

2. **IF EMERGENCY BALLOT BIN IS USED OR SEAL IS CUT** – Log new seal number on line below and re-seal with new seal. (If Scanner stops working and emergency ballot bin needs to be used during election – call election office immediately!)

SEAL # _____ VERIFIED BY: _____ ELECTION JUDGE/CLERK

SEAL # _____ VERIFIED BY: _____ ELECTION JUDGE/CLERK

PART 4: BALLOT BOX DOOR

1. **TESTING / Delivery**

SEAL # _____ VERIFIED BY: _____ ELECTION OFFICIAL

2. **BEFORE 7AM** (verify the seal is intact and sign. **DO NOT CUT OFF UNTIL AFTER 7PM**)

SEAL # _____ VERIFIED BY: _____ ELECTION OFFICIAL

SEAL # _____ VERIFIED BY: _____ ELECTION JUDGE/CLERK

3. **AFTER 7PM** cut seal to remove ballot box. Place used seals in gold envelope labeled “used seals” in judge’s election binder)

- Verify seal on Ballot Box Door is the same as written in **part 4** of Chain of Custody form. Sign where indicated. **Do not cut seals until after 7PM**



EXPRESS VOTE VOTING MACHINES

- Remove seals from USB compartment. Place on Chain of custody paperwork in squares provided.
- Verify Election seals match the seal numbers written in **Part 2** of Chain of Custody paperwork.
- Turn on machine and close/lock door of compartment.
- Once screen has come on you will be prompted to enter **Election Code**.



Part 2: ELECTION DAY

BEFORE 7AM: Verify and document Express vote official election seal number before turning on equipment. When ready to turn on machine pull off the red seal and affix in the space at the bottom of this page.

A. EXPRESS VOTE MACHINE TOTAL #: _____
VERIFIED BY: _____ ELECTION JUDGE/CLERK
VERIFIED BY: _____ ELECTION JUDGE/CLERK

B. Media Stick/Power Compartment: (Seal is RED – Official Elections Seal) - verify that the red official election seal is the same documented above in part 1 section B.

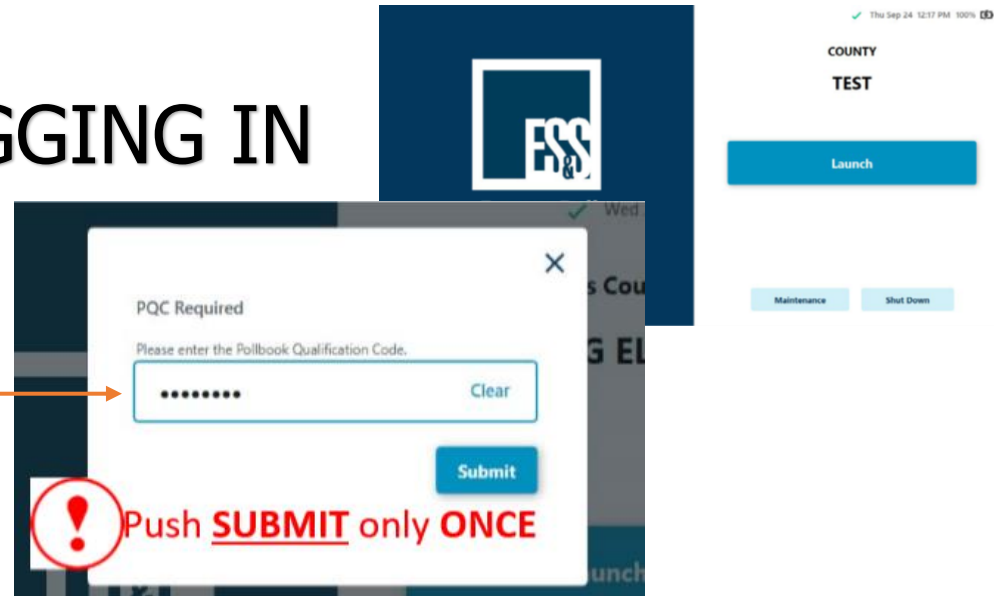
SEAL # _____ VERIFIED BY: _____ ELECTION JUDGE/CLERK
SEAL # _____ VERIFIED BY: _____ ELECTION JUDGE/CLERK
SEAL # _____ VERIFIED BY: _____ ELECTION JUDGE/CLERK
SEAL # _____ VERIFIED BY: _____ ELECTION JUDGE/CLERK
SEAL # _____ VERIFIED BY: _____ ELECTION JUDGE/CLERK
SEAL # _____ VERIFIED BY: _____ ELECTION JUDGE/CLERK

AFFIX DELIVERY SEAL HERE UPON OPENING POLLING LOCATION	
	AFFIX DELIVERY SEAL HERE UPON OPENING POLLING LOCATION
AFFIX DELIVERY SEAL HERE UPON OPENING POLLING LOCATION	
	AFFIX DELIVERY SEAL HERE UPON OPENING POLLING LOCATION
AFFIX DELIVERY SEAL HERE UPON OPENING POLLING LOCATION	
	AFFIX DELIVERY SEAL HERE UPON OPENING POLLING LOCATION



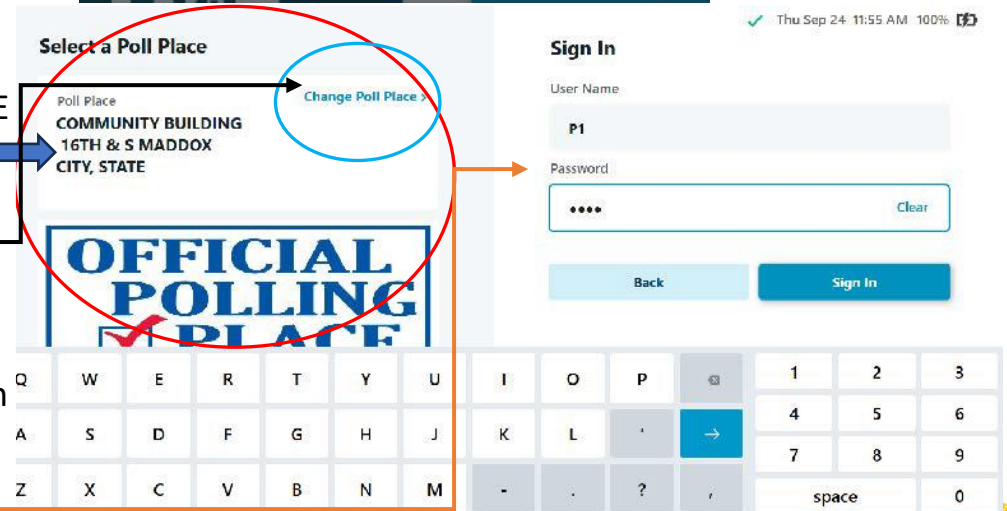
EXPRESS POLL BOOK: LAUNCHING AND LOGGING IN

- To get to the initial launch screen, touch the **Launch** button. When prompted, enter the Pollbook Qualification Code (“PQC”) then touch **Submit**.

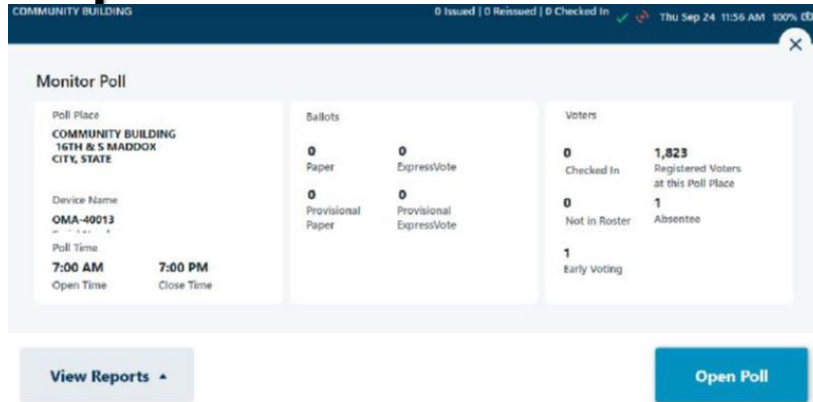


- All passwords are provided on the Password card in the judges folder
- **ALWAYS CHECK THE POLLING LOCATION BEFORE SIGNING IN**

- If the polling location is incorrect click the “change poll” on the right
- Once the correct poll place is selected, you will need to complete the dual sign in process.
- Tap the box under the User Name box to type in the login then repeat for Password and touch Sign In.



Open Poll – Voter Search

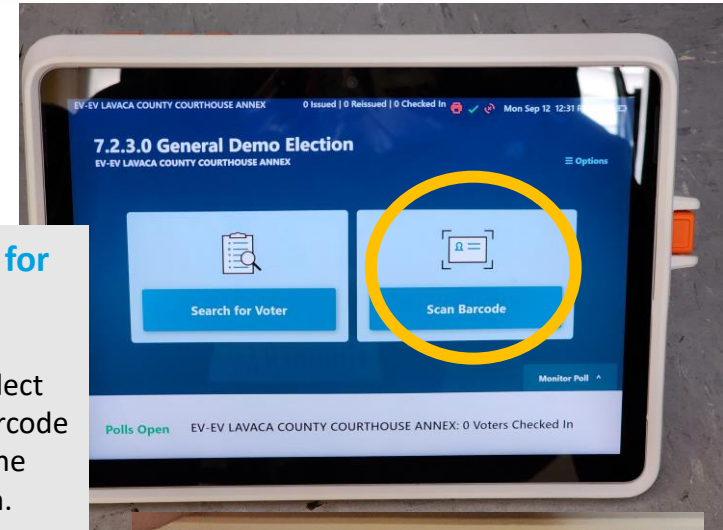


Opening the Poll

From the Monitor Poll screen, touch **Open Poll**. Once the poll is open, you will see the number of voters who have checked in. **At the start of the day this number should be ZERO. If this is not 0 you need to double check the polling location is set for Election DAY..** The checked in voters should match the number of ballots counted on the “Oscar” DS300 Scanner. **Exception:** Provisional Ballot voters will check in on the poll pad but their ballots will not get counted in the scanner.


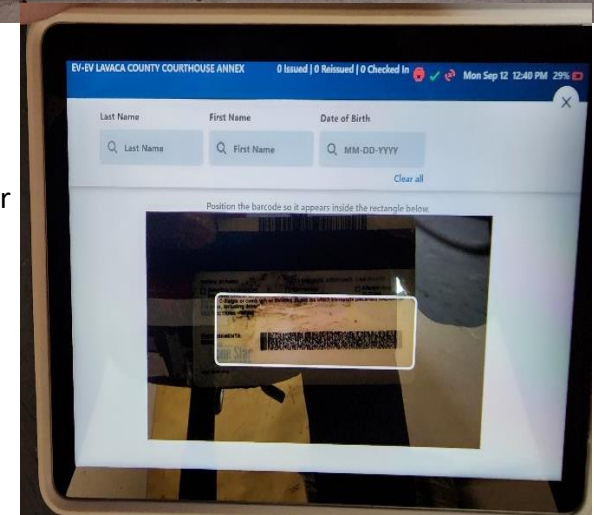
Searching for Voters

To Scan ID barcode, select the scan barcode button on the main screen.



Line up the barcode on the back of the Texas Driver’s License or Identification Card. **Be patient. It might take a second for the results**

You can also place the card on the table and tip the pad to better line up the bar code.



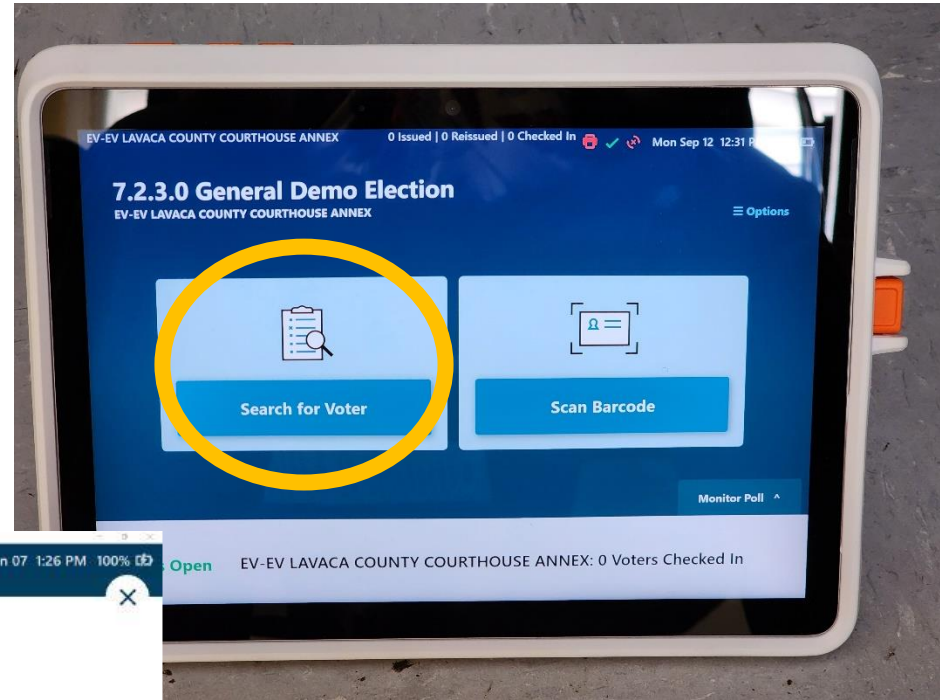
SEARCHING VOTERS CONT.

IF no voter is found click the X in the top right hand corner of the screen box.
You can then perform a manual search for the voter.

Searching for Voters

To conduct a search, select the Search for Voter button on the main screen. **Select a search field and use the onscreen keyboard to enter the voter's Date of Birth**, and match the Last Name, First Name,

Matching results will be displayed below.



POLLING PLACE: 7 Issued | 0 Reissued | 7 Checked In Tue Jan 07 1:26 PM 100%

Open EV-EV LAVACA COUNTY COURTHOUSE ANNEX: 0 Voters Checked In

REED JOHN MM-DD-YYYY

Name Clear all

Matching results 20 Results

REED	JOHN	4000 S WARDING AVE DALLAS, TX 75202	01-01-1984	Active Ballot Issued
REED	JOHN	1011 W WARDING AVE DALLAS, TX 75201	01-01-1980	Active Eligible
REED	JOHN	4000 W CLARENDON AVE 21000 DALLAS, TX 75240	01-01-1981	Active Eligible
REED	JOHN	8000 S ADA ST DALLAS, TX 75202	01-01-1971	Active Eligible
REED	JOHN	1000 S WARDING AVE DALLAS, TX 75202	01-01-1972	Active Eligible

Voter Details & Status

Green Voter may vote a standard ballot.

Yellow Some action is required before voter can be issued a standard ballot.

Red Voter cannot vote due being issued a mail ballot or voted previously in the same election.



BALLOT BY MAIL VOTERS RED ACTIVE BALLOT



- **New Law: Voters who do not surrender their ballot by mail MUST VOTE PROVISIONAL**
- If there is a "RED" ACTIVE BALLOT ISSUED next to the voters name in the poll book they HAVE received a ballot.
- The voter must bring the ballot with them in order to vote a regular ballot.
- This form needs to be filed out and included with the surrendered ballot.
- **If the voter claims they did not receive a ballot in the mail they still need to vote PROVISIONAL.**
- **Please call us to verify we did not receive the voted ballot.**
- **If you are unsure; call us!**

432-287-0222 x4

6-13
Prescribed by Secretary of State
Section 84.031 Texas Election Code
1/2022

Prescrito por el Secretario de Estado
Sección 84.031, Código Electoral de Texas

NOTICE OF SURRENDERED BALLOT BY MAIL AVISO DE BOLETA POSTAL RENUNCIADA

To the Presiding Judge or Deputy Early Voting Clerk:
(Para el Juez Presidente o el Secretario Adjunto de Votación Adelantada):

This is to certify that (Se certifica que)

Name of voter (Nombre del votante) VUID # (Número del votante) Precinct Number (Número de precinto)

has surrendered his/her Ballot by Mail (ABBM) or Federal Post Card Ballot by Mail (FPCA) at the Office of the Early Voting Clerk, and has not voted by mail. The voter is eligible to vote a regular ballot.
(ha renunciado a su Boleta Postal (ABBM por sus siglas en inglés) o a su Boleta Postal de Tarjeta Postal Federal (FPCA por sus siglas en inglés) en la oficina del Secretario de Votación Adelantada y no ha votado por correo. El votante es elegible para votar una boleta regular.)

Name of County
(Nombre del Condado)

Signature of Early Voting Clerk
(Firma del Secretario de Votación Adelantada)

Prescribed by Secretary of State
Section 84.031 Texas Election Code
1/2022

Prescrito por el Secretario de Estado
Sección 84.031, Código Electoral de Texas

NOTICE OF SURRENDERED BALLOT BY MAIL AVISO DE BOLETA ENTREGADA POR CORREO

To the Presiding Judge or Deputy Early Voting Clerk:
(Para el Juez Presidente o el Secretario Adjunto de Votación Adelantada):

This is to certify that (Se certifica que)

Name of voter (nombre del votante) VUID # (número del votante) Precinct Number (número de precinto)

has surrendered his/her Ballot by Mail (ABBM) or Federal Post Card Ballot by Mail (FPCA) at the Office of the Early Voting Clerk, and has not voted by mail. The voter is eligible to vote a regular ballot.
(ha entregado su Boleta por Correo o Tarjeta Postal Boleta por Correo en la oficina del Secretario de Votación Adelantada y no ha votado por correo). El votante es elegible para votar una boleta regular.

Name of County
(Nombre del Condado)

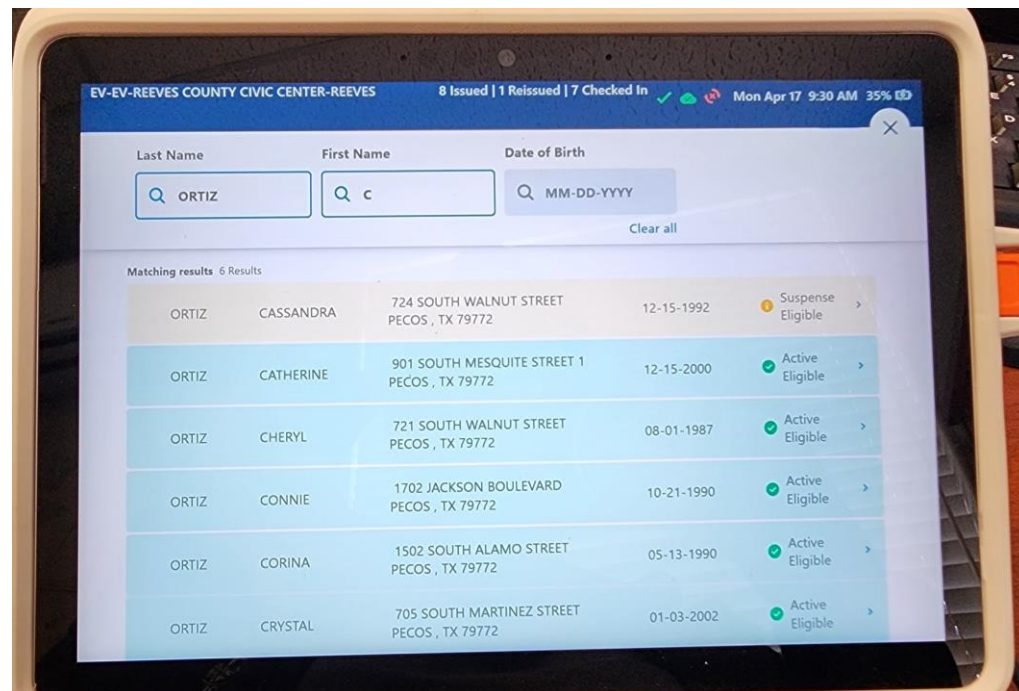
Signature of Early Voting Clerk
(Firma del Secretario de Votación Adelantada)



The Check in Process **WHEN THERE IS A PROBLEM...**

- Pay attention to Date of Birth when checking voter ID
- Sometimes there is a problem with the voter's registration
- IF THERE IS A "Yellow" Caution THE VOTER needs to fill out a statement of residence card. This paper work goes in **THE GREY ENVELOPE**.
- VOTER MUST FILL OUT A STATEMENT OF RESIDENCE **BEFORE VOTING**

PLEASE NOTE: We now have new Electronic Poll Pad to speed the check in process. Poll pad operators will still need to tell the ballot pullers what box the voter is voting in.



**IF YOU CAN NOT FIND VOTER
CALL 432-287-0222 X4**



VOTER ID... WHAT CAN A VOTER USE?

VOTE READY

Are you ready?
Learn about the
approved forms of
IDs you can take
to the polls.



BRING 1 OF THE 7 APPROVED FORMS OF ID WITH YOU TO THE POLLS.



Texas Driver License*



Texas Election ID Certificate*



Texas Personal ID Card*



Texas Handgun License*



U.S. Citizenship Certificate with Photo



U.S. Military ID Card*



U.S. Passport* (Book or Card)

Do not possess and cannot reasonably obtain one of these photo IDs?

You can still vote. Simply fill out a Reasonable Impediment Declaration and show a copy or original of one of the following approved IDs:

- Certified Domestic Birth Certificate or Court Admissible Birth Document
- Current Utility Bill
- Bank Statement
- Government Check
- Paycheck
- Government document with your name and an address including your Voter Registration Certificate

And if you're eligible to vote by mail,
learn about the requirements and how to identify yourself on your ballot by mail materials.

Find out more about voting in Texas at
VOTETEXAS.GOV
POWERED BY THE TEXAS SECRETARY OF STATE
or call 1-800-252-VOTE (8683)

*For voters aged 18-69 years, photo ID can be expired for up to four years. For voters aged 70 and older, photo ID can be expired for any length of time if otherwise valid.



Reasonable Impediment Declaration

7-13
Prescribed by Secretary of State
Section 63.0010, Texas Election Code
1/2018

REASONABLE IMPEDIMENT DECLARATION

Instructions: If a voter appears on the official list of registered voters, but does not possess an acceptable form of photo identification under Section 63.0101 (a) of the Texas Election Code (which for voters aged 18-69, has expired by no more than four years, and for voters aged 70 or over, is or is not expired, if otherwise valid) ("Acceptable Photo ID"), and cannot reasonably obtain an Acceptable Photo ID, the following steps shall be taken by the election officer to allow the voter to cast a regular ballot:

- Present this form to the voter, and ask the voter to provide a copy or original of one of the following forms of identification listed in Section 63.0101(b) of the Texas Election Code:
 - a certified domestic (from a U.S. state or territory) birth certificate or a document confirming birth admissible in a court of law which establishes the voter's identity (which may include a foreign birth document);
 - a current utility bill;
 - a bank statement;
 - a government check;
 - a paycheck; or
 - a government document that shows the voter's name and an address (which includes the voter's voter registration certificate).

NOTE: The address on the identification presented is not required to match the address recorded in the official list of registered voters.

NOTE: If on Election Day, a presented voter registration certificate indicates that the voter is appearing at the incorrect polling place, the voter should be directed to the correct polling place.

- Ask the voter to complete this form by entering their name, and then ask them to review the "Voter's Declaration of Reasonable Impediment", indicate their impediment, and sign their name.
- Ask the voter to return the completed form to you. Neither you nor the election judge may question the voter concerning the reasonableness of any claimed impediment. The election judge should enter the date and then sign on the space provided on the declaration.
- Either you or the election judge shall fill in the voter's Voter Unique Identification Number ("VUID") in the appropriate box or affix a sticker that contains that information across the box, and note on the combination form that the declaration was used by the voter. Either you or the election judge should indicate on the "To Be Completed By Election Official" form what type of document the voter provided by checking the appropriate box. Either you or the election judge should fill in the Date of Election and Location fields.
- Allow the voter to cast a regular ballot.

NOTE: This form may also be used if a voter voted provisionally and does not possess and cannot reasonably obtain an acceptable form of photo identification, and appears at the county voter registrar's office within six (6) calendar days after election day to execute a reasonable impediment declaration and present one of the supporting forms of identification, in accordance with Section 65.0541 of the Texas Election Code. In that instance, the county voter registrar should follow steps 1 through 4 above, but substitute references to "election judge" with "county voter registrar", including signing where the election judge would otherwise sign on the space provided on the declaration.

- Voter must be on the List of Registered voters.
- Voter must have a "List B" form of ID. If a Voter does not possess an acceptable form of photo ID, (can be expired up to four (4) years) and can not reasonably obtain an Acceptable Photo ID, these steps can be taken to allow the voter to cast a regular ballot.

Prescribed by Secretary of State, Section 63.0010, Texas Election Code 1/18

REASONABLE IMPEDIMENT DECLARATION

TO BE COMPLETED BY VOTER

Name: _____

VOTER'S DECLARATION OF REASONABLE IMPEDIMENT

I am subject to prosecution for perjury under Chapter 37, Penal Code, or Section 63.0013 of the Texas Election Code for making a false statement or false information on this declaration. By signing this declaration, I swear or affirm under penalty of perjury that the information contained in this declaration is true, that I am the same individual personally appearing at the polling place to sign this declaration, and that I face a reasonable impediment to procuring an acceptable form of photo identification listed in Section 63.0101(a) of the Texas Election Code.

reasonable impediment is due to the following reason(s):

check at least one box below)

Lack of transportation Disability or illness

Lack of birth certificate or other documents needed to obtain acceptable form of photo ID

Work schedule Family responsibilities

Lost or stolen identification Acceptable form of photo ID applied for but not received

Reasonableness of your impediment cannot be questioned.

Signature of Voter _____ Date _____

on to and subscribed before me this _____ day of _____, 20____

_____ VUID (Voter Unique Identification Number)

_____ (Signature of County Voter Registrar (if applicable))

TO BE COMPLETED BY ELECTION OFFICIAL

voter provided a copy or original of one of the following forms of identification:

Certified copy of a domestic (from a U.S. state or territory) birth certificate or a document confirming birth admissible in a court of law which establishes the voter's identity (which may include a foreign birth document)

Current utility bill

Bank statement

Government check

Government document that shows the voter's name and an address (including the voter's voter registration certificate)

Paycheck

Date of Election: _____

NOTE: If a voter DOES NOT have a list B ID they can vote Provisional and they will need to fill out a RID. They will have six (6) calendar days after Election day to present a Photo ID to the Voter Registrar to "Cure" their Ballot.

Voter fills out the top part of the RID
Election Judge fills out the bottom portion.
RID is returned in the GREY ENVELOPE #4



Oath of Assistance

Oath of Interpreter

7-58
Prescribed by Secretary of State
Sections 64.022, 64.034, Texas Election Code
1/2022

Type of Election	Polling Location
Date of Election	Authority Conducting Election

OATH OF ASSISTANCE

Oath of Person Assisting Voter: "I swear (or affirm) under penalty of perjury that the voter I am assisting represented to me they are eligible to receive assistance. I will not suggest, by word, sign, or gesture, how the voter should vote. I will confine my assistance to reading the ballot to the voter, directing the voter to read the ballot, marking the voter's ballot, or directing the voter to mark the ballot. I will prepare the voter's ballot as the voter directs. I did not pressure or coerce the voter into choosing me to provide assistance. I am not the voter's employer, an agent of the voter's employer, or an officer or agent of a labor union to which the voter belongs. I will not communicate information about how the voter has voted to another person, and I understand that if assistance is provided to a voter who is not eligible for assistance, the voter's ballot may not be counted." **Juramento de la Persona Asistiendo al Votante:** "Yo juro (o afirmo) bajo pena de perjurio que el votante al que estoy asistiendo me representó que es elegible para recibir asistencia. No sugeriré, con palabra, señal, o gesto, como debe votar el votante. Limitaré mi asistencia a leer la boleta al votante, dirigiendo al votante a que lea la boleta, marcando la boleta del votante o dirigiendo al votante a que marque la boleta. Prepararé la boleta del votante según lo indique el votante, no presionaré ni coaccionaré al votante para que me eligiera como asistente. No soy el empleador del votante, un agente del empleador del votante, o un oficial o agente de un sindicato al cual el votante pertenece. No comunicaré información sobre cómo el votante ha votado a otra persona, y entiendo que si se proporciona asistencia a un votante que no es elegible para recibir asistencia, la boleta del votante podría no ser contada."

Signature of Assistant (Firma del Asistente)	Printed Name of Assistant (Nombre del Asistente en Letra de Móvil)	Address of Assistant (Dirección del Asistente)	Relationship of Assistant to Voter (Relación del Asistente al Votante)	Did you receive or accept any form of compensation or other benefit from a candidate, campaign, or political committee? (Recibí o acepté cualquier forma de compensación u otro beneficio de un candidato, campaña o comité político?)	
1				Yes	No
2				Yes	No
3				Yes	No
4				Yes	No
5				Yes	No
6				Yes	No
7				Yes	No
8				Yes	No
9				Yes	No
10				Yes	No

Instructions:

- Administer the Oath of Assistance to the Assistant.
- The Assistant must repeat the Oath aloud and complete the form for each voter assisted.
- Instruct the Assistant to:
 - Sign the form
 - Print his or her name
 - Provide his or her address
 - Put his or her relationship to the voter in the column
 - Indicate whether he or she received or accepted any form of compensation or other benefit from a candidate, campaign, or political committee for providing assistance to the voter.

The above oaths were sworn and subscribed to before me this _____ day of _____, 20____. Los juramentos señalados arriba fueron declarados bajo juramento y suscritos ante mí en la fecha arriba.

Signature of Election Officer _____

Printed Name of Election Officer _____

The Assistant must repeat the Oath aloud and complete the form **for each voter** assisted.

The Assistant **SIGNS THE FORM AND FILLS OUT ALL THE INFORMATION.**

Judges: **DO NOT FILL OUT THIS INFORMATION!**

**This form is for people assisting voters
Not staff.**

Each person acting as an Interpreter must repeat this oath aloud and sign the form for each voter.



7-58
Prescribed by Secretary of State
Sections 61.023, 61.035 Texas Election Code
12/2021

Type of Election	Polling Location
Date of Election	Authority Conducting Election

OATH OF INTERPRETER

Oath of Interpreter: "I swear (or affirm) that, to the best of my ability, I will correctly interpret and translate each question, answer, or statement addressed either to the voter by any election officer or to an election officer by the voter." **Juramento del interprete:** "Yo juro (o afirmo) que, a mi mejor habilidad, interpretaré y traduciré de una manera correcta cada pregunta, respuesta o declaración que cualquier oficial electoral dirija al votante o que el votante dirija a cualquier oficial electoral."

Instructions:

- Administer the Oath of Interpreter to the Interpreter.
- The Interpreter must repeat the Oath aloud.
- Instruct the Interpreter to sign the form.

The above oaths were sworn and subscribed to before me this _____ day of _____, 20____. Los juramentos señalados arriba fueron declarados bajo juramento y suscritos ante mí en la fecha arriba.


Signature of Election Officer _____

Printed Name of Election Officer _____

Judge must print name and SIGN all documents!



Curbside Voting and Transportation Assistance

- Designate ONE person to handle curbside voting.
- Take someone with you if possible.
- If the same person has transported more than 7 (seven) voters they need to sign this form. 
- If the person that provided transportation also assists the voter with reading or marking the ballot, the person must repeat the Oath of Assistance ALOUD and sign it prior to rendering assistance.
- **Remember: the oath needs to be read ALOUD for EVERY voter being assisted.**

7-59
 Prescribed by Secretary of State
 Sections 64.009, 64.034, Texas Election Code
 1/2022

Type of Election	Polling Location
Date of Election	Authority Conducting Election

INFORMATION OF PERSON THAT PROVIDED TRANSPORTATION TO SEVEN OR MORE VOTERS FOR CURBSIDE VOTING
INFORMACIÓN DE PERSONA QUE PROVEYÓ TRANSPORTACIÓN A SIETE O MAS VOTANTES

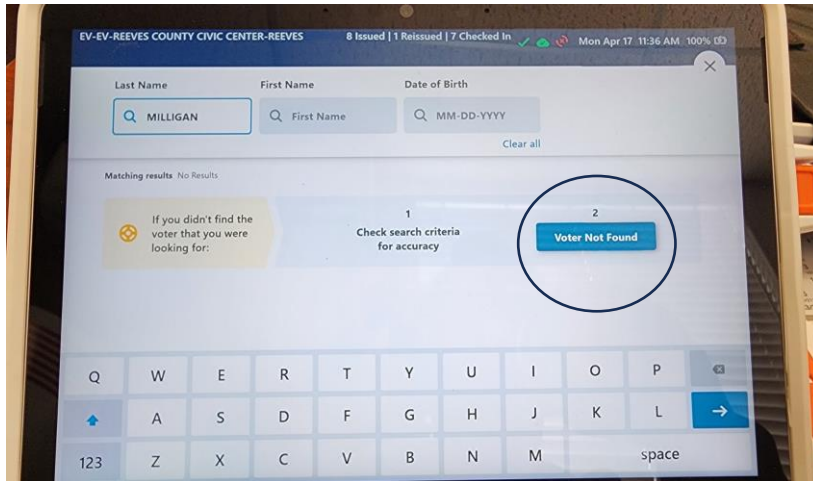
Signature of Person that Provided Transportation <i>Firma de persona que proveyó transportación</i>	Printed Name of Person that Provided Transportation <i>Nombre de persona que proveyó transportación en letra de molde</i>	Address of Person that Provided Transportation <i>Dirección de persona que proveyó transportación</i>	Did the person who provided transportation function as an assistant to the voter under Chapter 64, Subchapter B in addition to providing transportation to the polling place? <i>¿La persona que proveyó transportación sirvió como asistente del votante bajo 64.034 además de proveer transportación al lugar de votación?</i>	
			Yes/Sí	No/No
			Yes/Sí	No/No
			Yes/Sí	No/No
			Yes/Sí	No/No
			Yes/Sí	No/No
			Yes/Sí	No/No
			Yes/Sí	No/No
			Yes/Sí	No/No
			Yes/Sí	No/No
			Yes/Sí	No/No
			Yes/Sí	No/No
			Yes/Sí	No/No

Instructions:

A person that simultaneously provides transportation to 7 or more curbside voters to the polling place must complete and sign this form.
 If the person that provided transportation also assists the voter with reading or marking the ballot, the person must repeat the Oath of Assistance aloud and sign it prior to rendering assistance.



PROVISIONAL BALLOT ON THE POLL PAD



Once you have called the office and have verified that the voter is not registered in Reeves County and needs to vote provisional, you will need to add them to the poll pad. Follow the directions on the screen. You will need to add all of the information for the voter.

- **Issuing a Provisional Ballot**
- If the voter needs to be issued a provisional ballot:
- From the **Voter Details** screen, tap **Issue Provisional**
- *Issue a provisional ballot from the Voter Details screen.*
- Select a reason for issuing a provisional ballot.
- *Provide a reason why a provisional ballot is being issued.*
- Tap **Next**.
- Tap the green flip screen button and have the voter sign the screen.
- Tap **Done Signing** after the signature is captured.
- Verify the signature, then tap **Accept**.
- Type in the voter's precinct in the **Precinct** box and tap **Next**.
- *Enter the voter's precinct.*
- Select whether the voter will be issued an **ExpressVote Activation Card** or a **Paper Ballot**.
- Tap **Issue Ballot**.
- Tap **Complete Check-in** to finish checking the voter in.



PROVISIONAL BALLOT ENVELOPES

AWS-12
Prescribed by Secretary of State
Sections 65.055 and 65.056, Texas Election Code
3/07

Envelope for Provisional Ballot Affidavit Envelopes
for the _____
Election held on _____, 20____
_____ County, Texas

**ENVELOPE FOR PROVISIONAL
BALLOT AFFIDAVIT ENVELOPES***

Accepted }
 Rejected } Check One


TO: _____
(General Custodian of Election Records)

Enclose in this envelope:

- Accepted/Rejected affidavit of provisional ballots.
- List of provisional voters* (Put in the envelope containing accepted provisional ballots).

* To be completed by the Ballot Board Judge

What goes in the Envelope?



Provisional Envelopes, list of Provisional voters goes in the Envelope for Provisional Ballots.

AWS-14
Prescribed by Secretary of State
Sections 63.011, 61.002 Texas Election Code
10-03

Type of Election (Tipo de Elección)	
Date of Election (Fecha de la Elección)	Authority Conducting Election (Autoridad Administrando la Elección)

List of Provisional Voters

To be Completed by the Early Voting Clerk		To be Completed by the Ballot Board Judge	
Name of Provisional Voter	Precinct Number	Accepted for Counting	Rejected for Counting
1.			
2.			
3.			
4.			
5.			
6.			
7.			
8.			
9.			
10.			
11.			
12.			
13.			
14.			
15.			
16.			
17.			
18.			
19.			
20.			
21.			
22.			
23.			
24.			
25.			

Number of Provisional Ballots in Ballot Box:
(as shown on list)

I certify that the numbers represented above are true and correct as evidenced by my signature.

Signature of Early Voting Clerk: _____
Signature of Voter Registrar: _____
Signature of Early Voting Ballot Board Judge: _____

THE STATE OF TEXAS
COUNTY OF REEVES
ELECTIONS PAGE ____ OF ____

Please Note: Provisional Voters Check in at the Cure Table. The Poll Pad will instruct you on what to do to vote them. Be sure to click "Issue Provisional Ballot"

THE ELECTION JUDGE NEEDS TO VERIFY AND SIGN THE BACK OF THE PROVISIONAL ENVELOPE 1ST!

TO BE COMPLETED BY ELECTION JUDGE:

VOTER PRESENTED ACCEPTABLE FORM OF IDENTIFICATION
 Yes No

REASON FOR VOTING PROVISIONAL

- Failed to present acceptable form of identification or voter certificate with exemption.
- Voter not on list of registered voters.
- Voter not on list, registered in another precinct.
- Voter on list of people who voted early by mail, and voter has not cancelled mail ballot application.
- Voting after 7:00 p.m. due to court order.
- Voter on list, but registered residence address outside the _____ political subdivision.
- Other: _____ (Please explain)

Sworn and subscribed to before me this date: _____

Signature of Election Judge _____

Action taken by the Early Voting Ballot Board: ACCEPTED

Please Call us if you have any questions!



WHEN TO VOTE PROVISIONAL

- **New Law: If voter does not surrender their mail ballot Voter MUST VOTE PROVISIONAL**
- **Voter is not Registered in REEVES County**
- Please call Voter Registrar to verify Voter is not Registered. **Do Not Guess!**
- **Voter has No ID and no List B ID**
- **Voter is in the wrong Election precinct "voting box"**
- **Please Note: IF Voter is in the wrong polling location PLEASE ADVISE VOTER TO GO TO THE RIGHT POLLING LOCATION**
Please remind the voter that Their vote will not count if Provisional Ballot is cast in the wrong Election Precinct "voting box"

REMEMBER!
THIS IS A VOTER REGISTRATION FORM!

THIS BOX MUST BE COMPLETED BY ELECTION JUDGE BEFORE GIVING TO VOTER

TO BE COMPLETED BY ELECTION JUDGE:

VOTER PRESENTED ACCEPTABLE FORM OF IDENTIFICATION
 Yes No

REASON FOR VOTING PROVISIONAL

- Failed to present acceptable form of identification or voter certificate with exemption.
- Voter not on list of registered voters.
- Voter not on list, registered in another precinct.
- Voter on list of people who voted early by mail, and voter has not cancelled mail ballot application.
- Voting after 7:00 p.m. due to court order.
- Voter on list, but registered residence address outside the _____ political subdivision.
- Other: _____ (Please explain)

Signature of Election Judge _____

DO THIS FIRST!

Action taken by the Early Voting Ballot Board: ACCEPTED REJECTED

Signature of Ballot Board Judge: _____

TO BE COMPLETED BY THE COUNTY VOTER REGISTRAR FOR STATUS

I, the voter registrar/deputy registrar, did research the records of my office and the following conclusion(s) was made:

FOR VOTERS WHO DID NOT PRESENT ACCEPTABLE PHOTO IDENTIFICATION AT THE POLLING PLACE

- Voter presented acceptable form of identification within 6 days of election day.
- Voter met disability exemption within 6 days of election day.
- Voter executed religious objection affidavit within 6 days of election day.
- Voter executed natural disaster affidavit within 6 days of election day.
- Voter did not satisfy identification or affidavit requirements, listed in categories 1-4 above, within 6 days of election day.

FOR VOTERS WHO VOTED PROVISIONALLY FOR OTHER REASONS

- Not a registered voter or registration not effective in time for this election.
- Registered to vote, erroneously listed in wrong precinct.
- Registered to vote in a different precinct within the county.
- Information on file indicating applicant completed a voter registration application, but it was never received in the voter registrar's office.
- Voter erroneously removed from the list.
- Voter is not registered to vote in _____ political subdivision.
- Other: _____ (Please explain)

Signature of Voter Registrar _____ Date _____

THIS BOX TO BE COMPLETED BY THE VOTER!
MUST HAVE A REEVES COUNTY ADDRESS!

XXXX-XX-XXXX

Affidavit of Provisional Voter (Declaración Jurada de Votante Provisional) (Ballot number if using DRE _____)

TO BE COMPLETED BY VOTER: I am a registered voter of this political subdivision and in the precinct in which I'm attempting to vote and have not already voted in this election (either in person or by mail). I am a resident of this political subdivision, have not been finally convicted of a felony or if a felon, I have completed all of my punishment including any term of incarceration, parole, supervision, period of probation, or I have been pardoned. I have not been determined by a final judgment of a court exercising probate jurisdiction to be totally mentally incapacitated or partially mentally incapacitated without the right to vote. I understand that giving false information under oath is a misdemeanor, and understand that it is a felony of the 2nd degree to vote in an election for which I know I am not eligible.

PARA QUE EL VOTANTE LO LEANE: Estoy escrito como votante en esta subdivisión política y en el precinto en el que estoy intentando votar y aun no he votado en esta elección (en persona o por correo). Soy residente de esta subdivisión política, no he sido definitivamente declarado culpable de un delito grave o si soy el autor de un delito grave, he cumplido toda mi condena inclusive el periodo de encarcelamiento, la libertad condicional, la libertad vigilada, o si he sido indultado. No me ha sido determinado por un juicio final de una corte de la legislación de un testamento, ser totalmente incapacitado mentalmente o parcialmente incapacitado sin el derecho de votar. Entiendo que dar información falsa bajo juramento es un delito menor y también entiendo que es un delito grave de 2º grado votar en una elección sabiendo que no cumplo con los requisitos necesarios.

Last Name (include Suffix if any)/Apellido usual (incluirla sufixo si lo hay) _____ First Name / Su nombre de pila _____ Middle Name (if any) / Segundo nombre (si tiene) _____ Former Name / Nombre anterior _____

Residence Address: Street Address and Apartment Number, City, State, and ZIP. If none, describe where you live (Do not include PO Box, Rural RT, Or Business Address) _____ Gender: (Optional) / Sexo (Opcional)
 Domicilio calle y número de apartamento, Ciudad, Estado, y Código Postal. A falta de estos datos, describa la localidad de su residencia. (No incluye el apartado de correo. _____ Male (Hombre) Female (Mujer)

Mailing Address: City, State, and ZIP. If mail cannot be delivered to your residence address, / Dirección postal: Ciudad, Estado y Código Postal (si es imposible entregarle correspondencia a su domicilio) _____ Date of Birth: Month, Day, Year / Fecha de nacimiento: mes, día, año

TX Driver's License No. or Personal I.D. No. (issued by Dept of Public Safety) _____ Social Security No. (last 4 digits required if you do not have a driver's license or I.D. number) / Número de Seguro Social. (Si no tiene licencia, conducir o identificación personal, se requieren los últimos 4 números de su seguro social) _____ XXX-XX-XXXX

I have not been issued a TX driver's licensed personal identification number or Social Security Number. / Yo no tengo una licencia de conducir de Texas/Cédula de identidad personal de Texas ni un Número de Seguro Social.

Check appropriate box: ARE YOU A UNITED STATES CITIZEN? / Marque el cuadro apropiado: Soy ciudadano/a de los Estados Unidos
 Yes No

Signature of Voter / Firma del votante _____



REEVES COUNTY ELECTIONS



What to put in the Ballot Box at the end of an Election. (7:00 p.m.)

Precinct No. <i>(Num. de Precinto)</i>	Authority Conducting Election <i>(Autoridad Administrando la Elección)</i>	Date of Election <i>(Fecha de Elección)</i>	Type of Election <i>(Tipo de Elección)</i>

BALLOT AND SEAL CERTIFICATE

We, the undersigned election officials, do hereby certify that all voted ballots were placed in the transfer case to be transferred to the Central Counting Station.

- Total number of voters who voted, as shown on poll list. _____
- Total number of Provisional Ballots. _____
- Total number of Thrown out Ballots. _____
- Total number of Ballots to be counted at Central Counting Station. _____
- Total number of ballots placed in transfer case. _____

The serial number of the seal that was used to seal the transfer case. _____

Witness my hand this _____ day of _____, 20_____.

Signature of Presiding Judge Watcher (if any)

Signature of Election Clerk Watcher (if any)



Check for stray ballots inside "Oscar" Lock blue box and use seal taped to blue box. Seal number should match what is written on blue paper



How to fill out the Blue Form

Precinct No. (Num. de Precinto)	Authority Conduction Election (Autoridad Administrando la Elección)	Date of Election (Fecha de Elección)	Type of Election (Tipo de Elección)
Box #	Reeves County	date	General

BALLOT AND SEAL CERTIFICATE

We, the undersigned election officials, do hereby certify that all voted ballots were placed in the transfer case to be transferred to the Central Counting Station.

1. Total number of voters who voted, as shown on poll list. 200
2. Total number of Provisional Ballots. 5
3. Total number of Thrown out Ballots. 1
4. Total number of Ballots to be counted at Central Counting Station. 194
5. Total number of ballots placed in transfer case. 194

The serial number of the seal that was used to seal the transfer case. _____

Witness my hand this _____ day of _____, 20_____.

Signature of Presiding Judge

Watcher (if any)

Signature of Election Clerk

Watcher (if any)

- **Line 1.** How many voters checked in on the poll pad?
- **Line 2.** How many Provisional Ballots ? (voters who checked in on the poll pad but did not put ballot in Scanner.)
- **Line 3.** How many Ballots were left in machine? (Voter checked in but did not place the ballot in the scanner)
- **Line 4.** Subtract line 2 & 3 from line 1. 200 voters – 5 provisional voters - 1 thrown out = 194
- **Line 5.** How many Ballots are in the Box? (**Same as Line 4**)
- = 194 ballots in the box.



CLOSING THE POLL

- To Officially close the polls, remove red seal covering USB compartment.
 - Write/Verify Seal # and place sticker in place provided.
 - Press CLOSE POLL button inside compartment.
 - Let it print all reports, judges sign and place in RED media bag.
 - Press Finished – Turn off
- Follow directions on the Screen
- **REMOVE THE MEDIA STICK!**
 - **PLACE IN RED BAG AND INSERT SEAL**
 - **BRING RED BAG, BALLOT BOX,**
 - **PROVISIONAL BALLOTS**
 - AND PAPERWORK TO ELECTION OFFICE
 - IF YOU HAVE ANY PROBLEMS CALL THE OFFICE
 - 432-287-0222 X4 OR 254-226-4420
 - You do not need to count all the unused ballots. The poll pad keeps track of the ballot cards used. You only need to account for the ones you signed.



CHAIN OF CUSTODY AND SEAL ACCOUNTABILITY LOG

TRANSPORT OF USB STICK ON ELECTION NIGHT

County: REEVES COUNTY TX	Election:
Precinct:	Polling Place:

PART 1: USB COMPARTMENT

AFTER 7PM on Election Night (Closing the poll): Election Judge and a witnessing clerk will verify and sign below that the seal number did not change the entire time of Early Voting. USB compartment was not tampered with.

SEAL # _____ VERIFIED BY: _____ ELECTION JUDGE/CLERK

VERIFIED BY: _____ ELECTION JUDGE/CLERK

AFFIX SEAL HERE
UPON CLOSING POLL

OPEN COMPARTMENT AND PRESS CLOSE THE POLL! FOLLOW DIRECTIONS ON THE SCREEN FOR CLOSING POLL.

DO NOT FORGET TO REMOVE USB AND PLACE IN RED MEDIA BAG ALONG WITH RECEIPT THAT PRINTS OUT.

PART 2: RED MEDIA BAG

1. **AFTER 7PM** CLOSING POLLS (judge: seal within the RED bag the DS300 media stick and record seal number below)

SEAL # _____ VERIFIED BY: _____ ELECTION JUDGE/CLERK



Envelope 3 – Pink Presiding Judge

Records of _____
 Election held on ____ day of _____, 20____
 in Election Precinct No. _____
 in _____ County, Texas

ENVELOPE 3

To: Presiding Judge

Enclose:

- 1. Precinct Election Returns (M100 report)
- 2. Combination Form (pink copy)
- 3. Register of Official Ballots (pink copy)
- 4. List of Provisional Voters (pink copy)
- 5. Statement of Compensation Form (pink copy)

This is yours to keep for 22 months. If you have trouble with getting paid, this is your proof.

For primary only: * Check next to judge/clerk's name if they attended a training program as prescribed by the Secretary

I swear (or affirm) that I will not in any manner request or seek to persuade or induce any voter to vote for or against any candidate or issue or do as an officer of the election and guard the purity of the election's issue (or affirm that will not suggest by word, sign or gesture, how to answer the voter's questions, to state the propositions on the ballot, and to name candidates and, if listed, their political parties; I am not the voter's employer, an agent of the voter's employer, or an officer or agent of a labor union to which the voter belongs.)

STATEMENT OF COMPENSATION and OATHS

√ 1. Name of Election Official (Please Print Legibly)	Pct. No. or Location Name Complete Address (Include City, Zip)	Social Security Number	Authority Conducting Election Signature	Date		Total Hours X
				Hours Worked From	To	
Phone # () -	TX					
Phone # () -	TX					
Phone # () -	TX					
Phone # () -	TX					
2. Name of Person Who Stamped "Voted" on List of Registered Voters (Do Not Include Above)						
Phone # () -	TX				Additional Hours	
3. Name of Person/Persons who Delivered Election Supplies (Do Not Include Above)						
Phone # () -	TX					
Phone # () -	TX					

Other Expenses (Describe): _____ (A) Total of O Expenses _____

If the same person stamps the list of registered voters and delivers the election supplies, include hours stamping and election day hours under #2 and put only the delivery fee under #3.

I state that the above is a true and correct statement of the names, address and hours served of all the election officials conducting the above named election and of the other expenses incurred in this election.

For Office Use Only: _____

INSTRUCTIONS:
 1. Total payroll includes delivery fee
 2. Add box (A) & (B) to get (C), the T

Presiding Judge: _____

Beginning # _____ to _____

REGISTER OF OFFICIAL BALLOTS

Number of ballots received	_____
Number of ballots defectively printed	_____
Number of spoiled ballots returned by voter	_____
Number of unused ballots	_____
Number of ballots voted including provisional (as shown by number of voters on poll list)	_____
TOTAL NUMBER OF BALLOTS ACCOUNTED FOR	_____

*These two numbers should be equal

Number of provisional ballots voted (as shown by number of voters on list of provisional voters) _____

I, the undersigned, Presiding Judge of the Election held on the ____ day of _____, 20____ at Election Precinct No. _____ in _____ Texas, do hereby certify that the above and foregoing statement of official ballots of said Election is true and correct, and that all ballots returned by me were socked in the ballot box as required by law.

WITNESS MY HAND this the ____ day of _____, 20____.

Presiding Judge _____

Type of Election (Special Provisional) _____ Precinct No. (Plan or Precinct) _____
 Date of Election (Precinct or Election) _____ Authority Conducting Election (Name of Election Official) _____

List of Provisional Voters

To be Completed by the Election Judge Special Provisional Voter	To be Completed by the Ballot Board Judge	
	Accepted for Listing	Rejected for Counting
1		
2		
3		
4		
5		
6		
7		
8		
9		
10		
11		
12		
13		
14		
15		
16		
17		
18		
19		
20		
21		
22		
23		
24		
25		
26		
27		
28		
29		
30		
31		
32		
33		
34		
35		
36		
37		
38		
39		
40		
41		
42		
43		
44		
45		
46		
47		
48		
49		
50		
51		
52		
53		
54		
55		
56		
57		
58		
59		
60		
61		
62		
63		
64		
65		
66		
67		
68		
69		
70		
71		
72		
73		
74		
75		
76		
77		
78		
79		
80		
81		
82		
83		
84		
85		
86		
87		
88		
89		
90		
91		
92		
93		
94		
95		
96		
97		
98		
99		
100		

I certify that the numbers represented above are true and correct as evidenced by my signature.

Signature of Precinct Presiding Judge _____
 Signature of Custodian receiving ballots from Precinct Judge _____
 Signature of Voter Registrar _____

Page ____ of ____



Envelope 4 – Gray

STATEMENT OF RESIDENCE CARDS
For those with an "S" next to their name on Poll Book.. Yellow Caution Voters.

Voter Registration Material of General Election
Election held on ___ day of _____, 20__
in Election Precinct No. Box #
in _____ County, Texas

ENVELOPE 4

To: Voter Registrar

Enclose:

- 1. Combination Form (grey copy)
- 2. Statement of Residence Cards
- 3. List of First Time Voters (if applicable)
- 4. Registration Omissions List (if applicable)
- 5. Registration Corrections List (if applicable)

Voter Registrar telephone number is on the supply box. If you have a question about Voter Registration please call us at 432-287-0222
Option 4

REGISTRATION OMISSIONS LIST
(LISTA DE OMISSIONES SOBRE EL CERTIFICADO DE REGISTRO)
(Sección 63.096(b), Texas Election Code)

Type of Election
(Tipo de Elección)
Date of Election
(Fecha de Elección)

**For people not on the list
Registered Voters.
*Voter Registrar will tell
you to fill this out.***

COMPLETE RESIDENCE ADDRESS
(Dirección de Residencia Completa)

RETURN IN ENVELOPE NO. 4

(El Ciudadano - Instrucciones al voto por correo)

83-141 (12/17) STATEMENT OF RESIDENCE

For persons whose residence address does not match voter registration address.
CONSTANCIA DE DOMICILIO PERMANENTE
Para personas cuya dirección no concorde con la que aparece en la lista oficial de votantes inscritos.

Last Name (Include suffix if any) (Apellido (incluya sufijo si lo hay))	First Name (Nombre de pila)	Middle Name (if any) (Segundo nombre (si aplica))	Former Name (Apellido anterior)
Residence Address: Street Address and Apartment Number, City, State, and Zip. (If none, describe where you live) (Do not include P.O. Box, Rural Route, or Business Address). Domicilio residencial: Número y calle, y número de apartamento, Ciudad, Estado, y Código postal. Si no existe un domicilio, describe dónde vive (incluya apartamento, casa vacante o dirección del trabajo).			Gender (Optional) (Sexo) (Opcional) <input type="checkbox"/> Male Masculino <input type="checkbox"/> Female Femenino
Mailing Address: Address, City, State, and Zip: if mail cannot be delivered to your residence address. Dirección postal: Número y calle, y número de apartamento, Ciudad, Estado, y Código postal (si no se puede entregar correo en su domicilio residencial).		Date of Birth: month, day, year (Fecha de Nacimiento: mes, día, año) □□□□□□□□	
City and County of Former Residence in Texas (Ciudad y condado de residencia anterior en Texas)		Telephone Number (Optional) Include Area Code (Teléfono (Opcional) - Incluya código de área)	

Texas Driver's License No. or Texas Personal I.D. No. (Issued by the Department of Public Safety)
No. de licencia de conducir de Texas o no. de identificación personal de Texas (Emitecido por el Departamento de Seguridad Pública)

I have not been issued a Texas Driver's License/Personal Identification Number or Social Security Number.
No he sido emitido una Licencia de conducir de Texas/Código de identificación personal de Texas o Número de Seguro Social.

If no Texas Driver's License or Personal Identification, give last 4 digits of your Social Security Number.
Si no tiene licencia de conducir de Texas o no. de identificación personal, proporcione los 4 dígitos de su número de Seguro Social.

I understand that giving false information to procure a voter registration is perjury, and a crime under state and federal law. Conviction of this crime may result in imprisonment up to 180 days, a fine up to \$2,000, or both. Please read all three statements to affirm before signing. Entiendo que al dar información falsa para obtener una tarjeta de registro electoral cometo un delito de perjurio bajo las leyes estatales y federales. Condena por este delito puede resultar en prisión de hasta 180 días, multa de hasta \$2,000 o ambas cosas. Por favor lea cuidadosamente las tres declaraciones antes de firmar.

- I am a resident of this county and a U.S. citizen; and
- I have not been finally convicted of a felony or a felony, I have completed all of my punishment including any term of incarceration, parole, supervision, period of probation, or I have been pardoned; and
- I have not been determined by a final judgment of a court exercising probate jurisdiction to be totally mentally incapacitated or partially mentally incapacitated without the right to vote.

- soy residente de este condado y ciudadano de los Estados Unidos; y
- no he sido condenado por un delito grave, o en caso de ser condenado, he pagado mi pena por completo, incluyendo cualquier plazo de encarcelamiento, libertad condicional, supervisión, periodo de prueba, o se me otorgó un indulto; y
- no me he declarado, total o parcialmente, como discapacitado mental sin derecho al voto, por el fallo final de un juzgado de sucesiones.

Date / /

Signature of Applicant or Agent and Relationship to Applicant or Printed Name of Applicant if Signed by Witness and Date.
Firma del solicitante o su agente (apodestado) y relación de éste con el solicitante; o nombre en letra del modo del solicitante si firma en la de un testigo, y fecha:

LIST OF VOTERS INDICATED AS ID VOTERS

No.	Name of Voter	VUID Number	Type of Election		Precinct No.
			Date of Election	Authority Conducting Election	
1					
2					
3					
4					
5					
6					
7					
8					
9					
10					
11					
12					
13					
14					
15					
16					
17					
18					
19					

New to this ballot: If a name has a yellow ID next to it, it means that for either of the two elections shown next to its name, there is a question about the voter's identification, and another election type is indicated. If you are a voter, please call the Registrar's office at 432-287-0222 for more information. If you are not a voter, please call the Registrar's office at 432-287-0222 for more information. If you are a voter, please call the Registrar's office at 432-287-0222 for more information. If you are not a voter, please call the Registrar's office at 432-287-0222 for more information.

RETURN IN ENVELOPE NO. 4

For voters that have an "ID" next to their name. Please note that they also need to fill out a Statement residence card.



Any Questions?

